

MINUTES OF BOARD OF DIRECTORS MEETING
DECEMBER 17, 2024

THE STATE OF TEXAS
COUNTY OF HARRIS
HARRIS COUNTY MUNICIPAL UTILITY DISTRICT NO. 109

§
§
§

The Board of Directors (the “*Board*”) of Harris County Municipal Utility District No. 109 (the “*District*”) met in regular session, open to the public, at the Atascocita Waste Water Treatment Plant, 5003 Atascocita Road, Humble, Texas 77346, on December 17, 2024, at 5:30 p.m.; whereupon the roll was called of the Board, to-wit:

Owen H. Parker, President
Chris Green, Vice President
Cheryl Moore, Secretary
Robin Sulpizio, Assistant Secretary
Dennis Bone, Assistant Secretary

All members of the Board were present. Also attending all or parts of the meeting were Ms. Elva Gutierrez, resident of the District; Sergeant J. Morales of Harris County Precinct 4 Constable’s Office; Mr. Chris Davey of Ad Valorem Appraisals, tax assessor and collector for the District; Mr. Cory Burton of Municipal Accounts & Consulting, LP (“MAC”), bookkeeper for the District; Mr. Chris Meinhardt of BGE, Inc. (“BGE”), engineers for the District; Mr. Clint Gehrke of Water Waste Water Management Services, Inc. (“WWWMS”), operators for the District; and Mr. Dimitri Millas, Ms. Leslie Bacon and Ms. Jane Maher of Norton Rose Fulbright US LLP (“NRF”), attorneys for the District.

Call to Order. President Parker called the meeting to order in accordance with notice posted pursuant to law, copies of certificates of posting of which are attached hereto as *Exhibit A*, and the following business was transacted:

1. **Public Comments.** President Parker recognized Ms. Gutierrez, who discussed her late fees and options for payment.

2. **Minutes.** The Board considered the proposed minutes of meeting held on November 19, 2024, previously distributed to the Board. Upon motion by Director Sulpizio, seconded by Director Green, after full discussion and the question being put to the Board, the Board voted unanimously to approve the minutes of the meetings held on November 19, 2024, as presented.

3. **Security Report.** President Parker recognized Sergeant Morales, who reviewed the Security Report for the month of November 2024, a copy of which is attached hereto as *Exhibit B*. Upon motion by Director Sulpizio, seconded by Director Green, after full discussion and the question being put to the Board, the Board voted unanimously to approve the Security Report.

4. **Review Operations Report, authorize repairs, and approve termination of delinquent accounts in accordance with the District’s Rate Order.** President Parker recognized Mr. Gehrke, who presented the Operations Report dated December 17, 2024 and a list of delinquent accounts, copies of which are attached hereto as *Exhibit C*. Mr. Gehrke reported that 95.46% of the water pumped was billed for the period November 1, 2024 through November 30, 2024.

Mr. Gehrke reported on Water Plant No. 2, stating that there are trees showing signs of decline due to age on the property between the water plant and resident homes on Dawn Mist. He recommended that the trees be removed.

Upon motion by Director Moore, seconded by Director Green, after full discussion and the question being put to the Board, the Board voted unanimously to approve the Operations Report, approve the termination of delinquent accounts in accordance with the terms of the District's Rate Order and to remove the trees on the property between the water plant and resident homes on Dawn Mist.

5. Approve Water Smart Resolution. Mr. Gehrke presented to and reviewed with the Board the Resolution Approving Submittal of the Water Smart Application for Inclusion in the Association of Water Board Directors Water Smart Partners Program (the "Water Smart Resolution"), a copy of which is attached hereto as *Exhibit D*.

Upon motion by Director Green, seconded by Director Sulpizio, after full discussion and the question being put to the Board, the Board voted unanimously to approve the Water Smart Resolution.

6. Tax Collector's Report and authorize payment of certain bills. President Parker recognized Mr. Davey, who presented to and reviewed with the Board the Tax Assessor and Collector's Report for the month of November 2024, a copy of which is attached hereto as *Exhibit E*.

Upon motion by Director Green, seconded by Director Bone, after full discussion and the question being put to the Board, the Board voted unanimously to approve the Tax Assessor and Collector's Report and to authorize payment of checks therein, from the Tax Account to the persons, in the amounts, and for the purposes listed therein.

7. Review Bookkeeper's Report, and authorize payment of certain bills, and approve quarterly investment report. President Parker recognized Mr. Burton, who presented to and reviewed with the Board the Bookkeeper's Report, a copy of which is attached hereto as *Exhibit F*.

Upon motion by Director Bone, seconded by Director Sulpizio, after full discussion and the question being put to the Board, the Board voted unanimously to approve the Bookkeeper's Report and to authorize payment of the checks in the amounts, to the persons, and for the purposes listed therein.

8. Engineer's Report. President Parker recognized Mr. Meinhardt who presented to and reviewed with the Board the Engineer's Report, a copy of which is attached hereto as *Exhibit G*.

Mr. Meinhardt reported on the Barents Drive Lift Station. He stated that BGE is coordinating with CenterPoint to bring power to the site. He noted that the materials for the trunkline tie-in are to be delivered this week. He presented Pay Estimate No. 7 in the amount of \$31,410.00 for approval.

Mr. Meinhardt reported on the Wastewater Treatment Plant and stated that the structural team continues with the structural analysis of the belt press building. He noted that construction plans are approximately 30% complete.

Mr. Meinhardt reported on the Capital Improvement Plan. He stated that BGE is currently working on the 2025 adopted budget CIP projects.

Mr. Meinhardt reported on Lift Station No. 3 Rehabilitation/Fence Replacement. He stated that construction plans are approximately 55% complete.

Mr. Meinhardt reported on the Interconnect with HCMUD No. 46. He stated that there is no update this month.

Mr. Meinhardt reported on Water Plant No. 1 Ground Storage Tank Replacement. He stated that construction plans are approximately 100% complete. He noted that BGE will advertise on December 13, 2024 with the anticipated bid opening of January 15, 2025.

Mr. Meinhardt reported on Water Plant No. 1 Water Well Rehabilitation. He stated that BGE anticipates the pump bowl assembly delivery at the end of January 2025.

Mr. Meinhardt reported on the Woodland Hills Tract. He stated that there is no update this month.

Mr. Meinhardt reported on the Storm Water Quality Feature in Kings Lake Estates. He stated that BGE met with the contractor and operator on site on December 3, 2024, to assess SWQ feature. He noted that the contractor will submit a cost to replace the SWQ feature innards.

Upon motion by Director Green, seconded by Director Sulpizio, after full discussion and the question being put to the Board, the Board voted unanimously to accept the Engineer's Report and Pay Estimate No. 7 in the amount of \$31,410.00 for Barents Drive Lift Station.

THERE BEING NO FURTHER BUSINESS TO COME BEFORE THE BOARD, the meeting was adjourned.

* * *

The above and foregoing minutes were passed and approved by the Board of Directors on January 28, 2025.



President, Board of Directors

ATTEST:



Secretary, Board of Directors

HARRIS COUNTY MUNICIPAL UTILITY DISTRICT NO. 109

NOTICE

In accordance with chapter 551, Texas Government Code and Section 49.063, Texas Water Code, both as amended, take notice that the Board of Directors of Harris County Municipal Utility District No. 109 will meet in regular session, open to the public, at **Atascocita Waste Water Treatment Plant, 5003 Atascocita Road, Humble, Texas 77346**, at **5:30 p.m. on Tuesday, December 17, 2024**. At such meeting, the Board will consider and act on the following matters:

1. Public comments;
2. Approve minutes of the meeting held on November 19, 2024;
3. Report by Harris County Precinct Four Constable and take any necessary action;
4. Approve Operations Report, authorize repairs, approve termination of delinquent accounts in accordance with the District's Rate Order;
5. Approve Water Smart Resolution;
6. Review Tax Collector's Report and authorize payment of certain bills;
7. Review Bookkeeper's Report, and authorize payment of certain bills, and approve quarterly investment report;
8. Review Engineer's Report, including approval of pay estimates, authorization of change orders to pending construction contracts, proposal for construction materials testing, annexation matters, capital improvement plan, variance request and authorize capacity commitments; and such other matters as may properly come before the Board.

A blue ink signature is written over a horizontal line. Below the line, the text 'Norton Rose Fulbright US LLP' and 'Attorneys for District' is printed.

Norton Rose Fulbright US LLP
Attorneys for District

If, during the course of the meeting covered by this Notice, the Board should determine that a closed or executive session of the Board should be held or is required in relation to any agenda item included in this Notice, then such closed or executive meeting or session, as authorized by the Texas Open Meetings Act, will be held by the Board at the date, hour, and place given in this Notice concerning any and all subjects for any and all purposes permitted by Sections 551.071-551.084 of the Texas Government Code and the Texas Open Meetings Act, including, but not limited to, Section 551.071 - for the purpose of a private consultation with the Board's attorney on any or all subjects or matters authorized by law.


Persons with disabilities who plan to attend this meeting and would like to request auxiliary aids or services are requested to contact the District's paralegal at (713) 651-5589 at least three business days prior to the meeting so that appropriate arrangements can be made.

CERTIFICATE OF POSTING NOTICE
OF MEETING OF BOARD OF DIRECTORS

THE STATE OF TEXAS §
COUNTY OF HARRIS §
HARRIS COUNTY MUNICIPAL UTILITY DISTRICT NO. 109 §

I hereby certify that on DEC. 13, 2024, I posted the Notice of Meeting of the Board of Directors of Harris County Municipal Utility District No. 109, a true copy of which is attached hereto, at a place convenient to the public in Plexiglas enclosed bulletin boards located on the grounds of the District's Water Plant No. 1 at 5722 Forest Timbers Drive, Water Plant No. 2 at 20322 Burle Oak, Lift Station No. 1 at 19419 Timber Forest Drive, and Lift Station No. 2 at 4630 Springlea, within said political subdivision, as required by law.

EXECUTED this 13 day of December, 2024.



Jane Maher

From: Russell Lambert <russ@texasnetwork.com>
Sent: Thursday, December 12, 2024 8:40 AM
To: Jane Maher
Cc: The Texas Network
Subject: RE: 109 & AJOB December Postings

CERTIFICATE OF POSTING OF NOTICE OF PUBLIC MEETING

THE STATE OF TEXAS §
 §
COUNTY OF HARRIS §

I hereby certify that on the date listed in this email above, that I have posted the notice of public meeting on the website at the following location: <https://www.waterdistrict109.com/meetings>

Russell Lambert
russ@texasnetwork.com

From: Jane Maher <jane.maher@nortonrosefulbright.com>
Sent: Wednesday, December 11, 2024 4:46 PM
To: Russell Lambert <russ@texasnetwork.com>
Cc: The Texas Network <support@texasnetwork.com>
Subject: 109 & AJOB December Postings

Hi Russ,

Please post the attached agendas to 109's website and return the COPs at your earliest convenience.

Thanks,

Jane Maher | Senior Paralegal
Norton Rose Fulbright US LLP
1550 Lamar Street, Suite 2000, Houston, Texas 77010-4106, United States
Tel +1 713 651 5589 | Fax +1 713 651 5246
jane.maher@nortonrosefulbright.com

NORTON ROSE FULBRIGHT

Law around the world
nortonrosefulbright.com

This email message and any attachments are for the sole use of the intended recipient(s). Any unauthorized review, use, disclosure, copying or distribution is prohibited. If you are not the intended recipient, please contact the sender by reply email and destroy all copies of the original message and any attachments.

To reply to our email administrator directly, send an email to nrfus.postmaster@nortonrosefulbright.com.

Norton Rose Fulbright US LLP, Norton Rose Fulbright LLP, Norton Rose Fulbright Australia, Norton Rose Fulbright Canada LLP and Norton Rose Fulbright South Africa Inc are separate legal entities and all of them are members of Norton Rose Fulbright Verein, a Swiss verein. Norton Rose Fulbright Verein helps coordinate the activities of the members but does not itself provide legal services to clients. Details of each entity, with certain regulatory information, are available at nortonrosefulbright.com.



HARRIS COUNTY CONSTABLE, PRECINCT 4

CONSTABLE MARK HERMAN

"Proudly Serving the Citizens of Precinct 4"

6831 Cypresswood Drive ★ Spring, Texas 77379 ★ (281) 376-3472 ★ www.ConstablePct4.com

Monthly Contract Stats

HARRIS CO MUNICIPAL UTILITY DIST #109

For November 2024

Categories

Burglary Habitation: 0	Burglary Vehicle: 5	Theft Habitation: 0
Theft Vehicle: 1	Theft Other: 4	Robbery: 0
Assault: 2	Sexual Assault: 1	Criminal Mischief: 4
Disturbance Family: 6	Disturbance Juvenile: 2	Disturbance Other: 2
Alarms: 21	Suspicious Vehicles: 13	Suspicious Persons: 12
Runaways: 3	Phone Harrassment: 0	Other Calls: 614

Detailed Statistics By Deputy

Unit Number	Contract Calls	District Calls	Reports Taken	Felony Arrests	Misd Arrests	Tickets Issued	Recovered Property	Charges Filed	Mileage Driven	Days Worked
112	2	8	3	1	0	6	0	1	368	8
H67	30	1	3	0	1	18	0	1	432	13
H68	44	12	15	0	0	21	0	0	599	13
H69	45	11	16	0	0	20	0	0	888	20
K11	0	2	0	0	0	2	0	0	68	1
TOTAL	121	34	37	1	1	67	0	2	2355	55

Summary of Events

Alarms:

Deputies responded to 21 residential alarms that were cleared as false alarms.

Traffic Enforcement:

Deputies conducted numerous traffic stops and traffic initiatives throughout the contract during the month in the interest of public safety and in an attempt to reduce the risk of motor vehicle accidents.

Contract Checks & Park Checks:

Deputies conducted 403 combined contract, neighborhood, park, and school checks during the month.

Burglary of a Vehicle:

19900 Burle Oak Dr- Deputy responded to a burglary motor vehicle. Investigation revealed unknown suspect forced entry into the complainant's vehicle, stole property and fled undetected.

20040 Dawn Mist Dr- Deputy responded to a burglary motor vehicle. Investigation revealed unknown suspect forced entry into the complainant's vehicle, stole property and fled undetected.

19900 Big Timber Dr- Deputy responded to a burglary motor vehicle. Investigation revealed unknown suspect forced entry into the complainant's vehicle, stole property and fled undetected.

5400 Fawn Trail Ln- Deputy responded to a burglary motor vehicle. Investigation revealed unknown suspect forced entry into the complainant's vehicle, stole property and fled undetected.

5800 Ancient Oaks Dr – Deputies were dispatched to a BMV type call. An investigation revealed that two unknown suspects caused damage and entered a vehicle without consent. The investigation is active.

Theft of a Vehicle:

19911 Burle Oak Dr- Deputy responded to a stolen vehicle. Investigation revealed unknown suspect stole complainant's vehicle, the vehicle was later found.

Theft Other:

20669 W Lake Houston Pkwy - Deputy responded to a burglary of business. Investigation revealed unknown suspect made entry into the complainant's business, stole property and fled undetected.

5848 Fm 1960 Rd E- Deputy responded to a theft. Investigation revealed three unknown males entered the business and stole items.

5500 Moosewood Ct – Deputies were dispatched to a theft type call. An investigation revealed that an agreed upon service was not upheld and was deemed civil. Pending court action with no criminal charges pending.

5600 Forest Timbers Dr - Deputies were dispatched to a theft type call. An investigation revealed that an unknown suspect took property without consent of the owner. The case is active.

5600 Forest Timbers Dr – Deputies were dispatched to the location in reference to a theft. Investigation revealed that an unknown suspect stole the complainants golf cart from their back porch. The golf cart was entered into NCIC as stolen.

Assault:

19600 Shinwood Dr – Deputies were dispatched to an assault type call. An investigation revealed that two known parties were assaulted by their friend due to them arguing with each other. The Harris County District Attorney's Office was advised of the incident and declined charges.

Sexual Assault:

5700 Timbers Trail Dr – Deputies were dispatched to a sexual assault type call. An investigation revealed that an outcry was made by a juvenile of being touched inappropriately. The case is active and referred to detectives.

Criminal Mischief:

19100 Moon Trail Dr- Deputy responded to a criminal mischief. Investigation revealed unknown suspect caused damaged to the complainant's vehicle and fled undetected.

5421 FM 1960 Rd E- Deputy responded to a criminal mischief. Investigation revealed unknown suspect caused damaged to the complainant's business and fled undetected.

5533 FM 1960 Rd E- Deputy responded to a criminal mischief. Investigation revealed known suspect caused damaged to the complainant's business door. No charges filed.

19500 Oak Station Dr – Deputy was dispatched to the location in reference to a criminal mischief. Investigation revealed that an unknown suspect entered the vacant residence and caused damage to two different doors and the stairs prior to fleeing the location undetected.

Family Disturbance:

18700 Shay Ln – Deputy responded to a Family Disturbance which turned into a DWI arrest. Investigation revealed that the suspect in an alleged family disturbance was caught by deputies operating a motor vehicle while intoxicated. They were arrested and transported to jail without further incident.

19500 Merrillwood Dr – Deputies were dispatched to a family disturbance type call. An investigation revealed that an altercation between family members became physical. The Harris County District Attorney's Office declined charges and a report was completed.

6100 Baileys Town Ct – Deputies were dispatched to an assault type call. An investigation revealed that complainant was assaulted by her ex-boyfriend while she was at school. No charges were filed in the matter.

5900 Gnarled Oaks Ct – Deputies were dispatched to a family disturbance type call. An investigation revealed that a juvenile assaulted a family member and fled. The investigation was referred to the Harris County District Attorney's Office and is pending.

5900 Upper Lake Dr – Deputies were dispatched to family disturbance type call. An investigation revealed that threats were made to a family member. The DA's Office accepted charges and an arrest was made.

19700 Oak Branch Ct – Deputies were dispatched to a disturbance type call. An investigation revealed that the complainant was assaulted by his ex-girlfriend, but charges were declined by the DA's Office. The complainant was arrested due to an open warrant that is unrelated to this incident.

Juvenile Disturbance:

6100 Baileys Town Ct – Deputies were dispatched to a disturbance type call. An investigation revealed that a disturbance between juveniles became physical. The DA's Office was contacted, and charges declined.

5600 Green Timbers Dr – Deputies were dispatched to the location in reference to a juvenile disturbance. Investigation revealed that several juveniles were hanging out in the area and riding 4-wheelers throughout the neighborhood. It was discovered that one ne of the juveniles was listed as a runaway and was returned home back to his parents.

Disturbance Other:

19700 Oak Branch Ct – Deputies were dispatched to a disturbance type call. An investigation revealed that a disturbance between two adults occurred that was verbal only. The DA's Office was

contacted, and charges declined.

Suspicious Person:

18700 Lakeshire St- Deputy responded to a suspicious person call. Investigation revealed four juveniles ran into woods with a tv. There was no complainant for the tv.

Runaways:

20100 Misty Pines Dr – Deputy responded to a runaway call. Investigation revealed juvenile left home without permission.

6100 Baileys Town Ct – Deputies were dispatched to a runaway type of call. An investigation revealed that a juvenile left the residence without parental consent and was reported. The juvenile returned a day later and was removed as a runaway.

6100 Baileys Town Ct - Deputies were dispatched to a runaway type of call. An investigation revealed that a juvenile left the residence without parental consent and was reported.

Other:

5619 FM 1960 Rd E- Deputy responded to a mental health. Investigation revealed consumer was transported to the hospital to get evaluated.

5619 FM 1960 Rd E- Deputy responded to a fraudulent use ID. Investigation revealed unknown suspect called employee pretending to know the manager, entered the computer and transferred from bank account to theirs.

5900 Rivergrove Bend Dr- Deputy responded to a welfare check. Investigation revealed suspect was asleep and admitted to having contraband on person.

5400 Deer Timbers Trl- Deputy responded to an animal aggressive call. Investigation revealed juvenile was chased by a dog.

5619 FM 1960 Rd E- Deputy responded to a welfare check. Investigation revealed two subjects were involved in a verbal altercation.

20600 Fawn Timbers Trl- Deputy responded to illegal dumping. Investigation revealed report was made of paint being dumped into storm drain.

18320 Atascocita Meadows Dr- Deputy arrested suspect for evading.

20000 Faye Oaks Dr – Deputy responded to a request for a Welfare Check. Investigation revealed two females walking in the neighborhood late at night. Both appeared to have minor injuries, possibly the result of mutual combat between the two though they denied any altercation.

5300 E FM 1960 – Deputy responded to a complaint of a FSGI. Investigation revealed that complainant alleged that her vehicle was struck by another while parked at a business and the perpetrator left without leaving their identifying information.

19800 Big Timber Dr – Deputies were dispatched to a traffic hazard type call. An investigation revealed that a vehicle was towed after the allotted time after being stickered. No charges pending.

5400 Palamino Ct – Deputy was dispatched to the location in reference to a mental health call.

Investigation revealed that a known person had made statements of wanting to cause harm to themselves and was transported to a hospital under an EDO without any further incident.

5400 Upper Lake Dr – Deputies were dispatched to the location in reference to the homeowner wanting information on how he could get his adult daughter removed from the residence. During the investigation it was discovered that the female had an out of county felony warrant for her arrest. The warrant was confirmed, and she was booked into the Harris County Jail without further incident.

WWWMS, INC.
HARRIS COUNTY MUD # 109
OPERATIONS REPORT
Tuesday, December 17, 2024

BILLING AND COLLECTION RECAP:

DEPOSITED IN YOUR ACCOUNT LAST MONTH:

Period Ending:	Nov-24
Deposit:	\$ 7,900.00
Penalty:	\$ 3,672.60
Water:	\$ 55,410.44
Sewer:	\$ 59,668.99
Inspection:	\$ 721.00
Voluntary Fire & EMS:	\$ -
Misc:	\$ 6,134.70
NHCRWA:	\$ 88,553.38
Reconnect:	\$ -
NSF Fee:	\$ 70.00
Total Collections:	\$ 222,131.11

CURRENT BILLING:

Period Ending:	Dec-24
Deposit:	\$ -
Penalty:	\$ 5,996.17
Water:	\$ 46,324.02
Sewer:	\$ 65,497.07
Inspection:	\$ 841.00
Voluntary Fire & EMS:	\$ -
Misc:	\$ 3,340.00
NHCRWA:	\$ 74,638.08
Total Billing:	\$ 196,636.34

CUSTOMER AGED RECEIVABLES:

30 Day	35%	\$ 68,011.78
60 Day	7%	\$ 13,776.81
90 Day	1%	\$ 2,255.27
120 Day	9%	\$ 18,186.20
Overpayments		\$ (8,309.56)
Total Receivables:		\$ 93,920.50

HGCSO PERIOD: 11/1/24 THRU 11/30/24

Period 6/1/24 thru 5/31/25

MONTHLY TOTAL

Gallons Authorized:	450.000	MG
Current Month Produced:	23.324	MG
Cum. Gallons Produced:	170.194	MG
Auth. Gallons Remaining:	279.806	MG
Avg. Gallons Per Month:	28.366	MG
Permit Months Remaining:	6	

WATER PLANT OPERATIONS:

Period: 11/1/2024 thru 11/30/2024

MONTHLY TOTAL

Production:	22.563	MG
Amount Purchased:	0.000	MG
Total Amount:	22.563	MG
Consumption: (Billed)	20.739	MG
46 I/C	0.000	MG
Maint. / Leaks / Flushing	0.000	MG
Est. Amt. Sold to HC MUD 151	0.800	MG
Total:	21.539	MG
Daily Average Production:	0.752	MG
Percent Accounted For:	95.46%	

NEW METER INSTALLATIONS:

Residential:	0
Commercial:	0
Total:	0

CONNECTION COUNT:

Residential:	2980
Commercial:	108
Clubs/Schools:	1
Irrigation:	19
Vacant:	50
Builders:	23
Vacation:	0
No Bill:	6
	<hr/>
	3187
New Finals and Transfers	-21
	<hr/>
	3166

ACCOUNTS SENT TO COLLECTIONS:

Total of (0)

HARRIS COUNTY MUD #109

ACTIVITY REPORT

December 17, 2024

Item 1: Attached Reports are listed as follows:

- A.) Accounts turned over to collections (0).
- B.) Historical data on water production report.
- C.) NHCRWA Pumpage and Billing report for November 2024
- D.) Billing / Recap Summary Report

Item 2: Lift Station #1

- A.) Houston Fence ordered material. Waiting on delivery of fence material.

Item 3: Water Plant #1

- A.) Water Plant #1 - Well pump pulled. No update on equipment for well pump rehabilitation.

Item 4: Water Plant #2

- A.) Property between Water Plant and resident homes @ Dawn Mist, recommend to remove trees. Trees are showing signs of decline due to age See attached pictures.
- B.) GM Services completed Well Pump Performance Test on 11-11-24.
See attached report.

Item 5: Oak of Atascocita Park / Forest Timbers Drive

- A.) Harris County Flood Control Ditch
County repaired storm drain drainage pipe and erosion.
See before and after pictures.

Item 6: Cut off Report / Status on Arrears Account

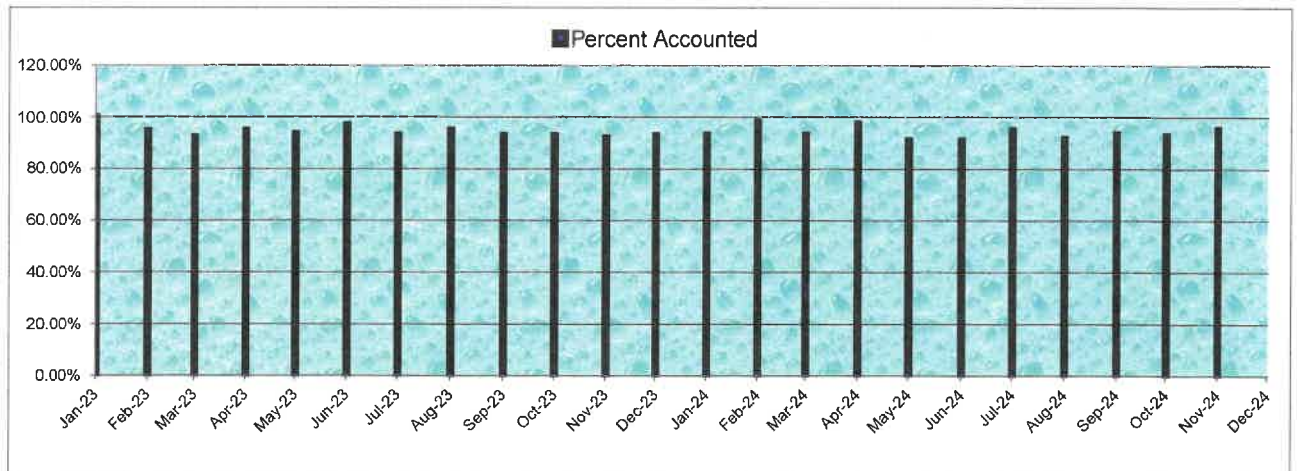
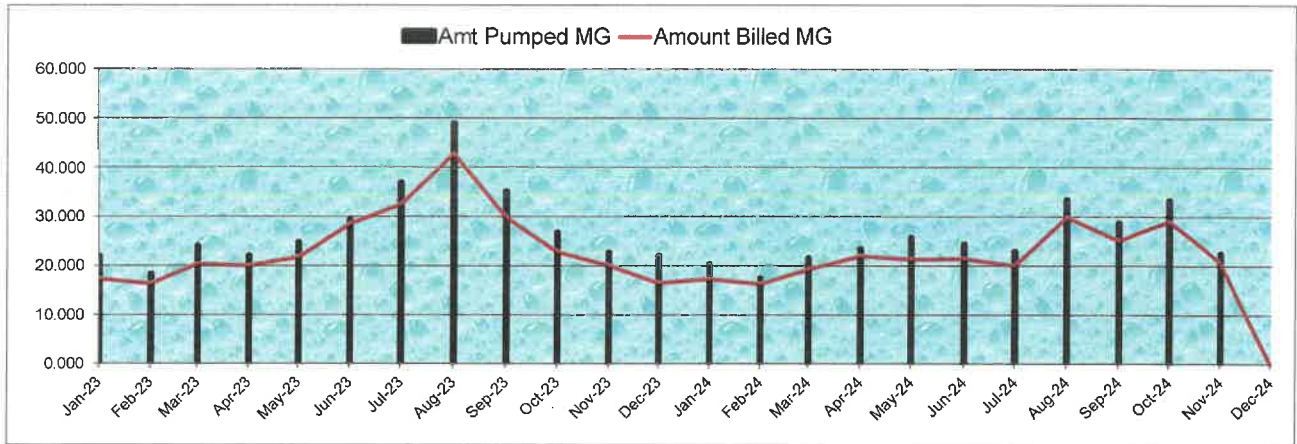
- A.) Door hangers: 12/16/2024
Due Date: 12/8/2024
Cut offs: 12/19/2024

HARRIS COUNTY MUD #109

WATER PRODUCTION REPORT

December 17, 2024

Month /Year	Amt Pumped MG	Amt Billed MG	Maint. MG	Amt. Sold I/C	Amt.Sold HC 151	Total Amount	Percent Accounted
Jan-23	21.913	17.401	3.712	0.000	0.800	21.913	100.00%
Feb-23	18.295	16.441	0.100	0.000	0.800	17.341	94.79%
Mar-23	24.079	20.448	1.000	0.000	0.800	22.248	92.40%
Apr-23	22.020	20.106	0.000	0.000	0.800	20.906	94.94%
May-23	24.809	21.941	0.500	0.000	0.800	23.241	93.68%
Jun-23	29.463	28.631	0.000	0.000	0.000	28.631	97.18%
Jul-23	36.951	32.580	1.000	0.000	0.800	34.380	93.04%
Aug-23	48.966	42.859	2.900	0.000	0.800	46.559	95.08%
Sep-23	35.191	29.946	2.000	0.000	0.800	32.746	93.05%
Oct-23	26.831	22.958	1.200	0.000	0.800	24.958	93.02%
Nov-23	22.747	20.173	0.000	0.000	0.800	20.973	92.20%
Dec-23	21.977	16.556	3.100	0.000	0.800	20.456	93.08%
Jan-24	20.298	17.441	0.700	0.000	0.800	18.941	93.31%
Feb-24	17.506	16.410	0.000	0.000	0.800	17.210	98.31%
Mar-24	21.643	19.400	0.000	0.000	0.800	20.200	93.33%
Apr-24	23.430	22.082	0.000	0.000	0.800	22.882	97.66%
May-24	25.827	21.458	1.300	0.000	0.800	23.558	91.21%
Jun-24	24.469	21.486	0.000	0.000	0.800	22.286	91.08%
Jul-24	22.961	20.049	1.000	0.000	0.800	21.849	95.16%
Aug-24	33.535	30.005	0.000	0.000	0.800	30.805	91.86%
Sep-24	28.788	25.142	1.000	0.000	0.800	26.942	93.59%
Oct-24	33.398	29.074	1.200	0.000	0.800	31.074	93.04%
Nov-24	22.563	20.739	4.165	0.000	0.800	21.539	95.46%
Dec-24							
Total	607.660	533.326	24.877	0.000	17.600	571.638	2166.47%
Average	26.420	23.188	1.082	0.000	0.765	24.854	94.19%



NORTH HARRIS COUNTY REGIONAL WATER AUTHORITY
Groundwater and/or Surface Water Reporting and Billing Form - 2024

Report filed online <http://oprs.nhcrwa.com>

Name of Well Owner or Recipient of Surface Water: Harris County MUD 109

Billing period for which the report is being filed

Billing Period	Rate per 1,000 gallons	Due Date
November 01-30, 2024	\$2.60 groundwater \$3.05 surface water	January 18, 2025

Gallons of Groundwater Pumped for Billing Period

	Start Meter Reading	End Meter Reading	Total
Well #2083	768,652 x1000	787,651 x1000	18,999,000
Well #4448	563,261 x1000	563,261 x1000	0
Adjustment			0

Water imported from outside NHCRWA

Imported water Meter reading:	Source:		
	0 x 1	0 x 1	0

Miscellaneous water (not billed)

Other entity	Water Type	Direction	Amount
	Groundwater	Out	0

Notes

Accurate meter installed new smart meter on 11-25-2024. New meter read 4165 on 11-30-2024 This usage should appear on next billing period. Question do we continue with online invoices?

1	Enter total gallons of groundwater pumped and/or imported	18,999,000
2	Divide by 1000	18,999
3	Total groundwater fee due (multiply line 2 x \$2.60)	\$49,397.40
4	Enter total gallons of surface water received	0
5	Divide by 1000	0
6	Total surface water fee due (multiply line 5 x \$3.05)	\$0.00
7	Deduct 2003 Capital Contribution Credit amount, if applicable	(\$12,261.25)
8	Deduct 2005 Capital Contribution Credit amount, if applicable	(\$0.00)
9	Deduct 2008 Capital Contribution Credit amount, if applicable	(\$0.00)
10	Deduct Chloramination System Credit or other asset credit, if applicable	(\$0.00)
11	Other Credits:	(\$0.00)
12	Total due	\$37,136.15

If your payment is received late, the Authority will send you an invoice for the late fees set forth in the Rate Order.

I declare that the above information is true and correct to the best of my knowledge and belief.

Date: December 04, 2024

Signed: 

Name: Paul Villarreal

Title: Operator

Make check payable to:

North Harris County Regional Water Authority; Dept. 35, P.O. Box 4346 Houston, Texas 77210-4346

Please mail this form with the payment or fax to 281-440-4104, phone: 281-440-3924

[Click here](#) to return to the Home Page.

HARRIS COUNTY MUD 109

JANUARY 2024 THROUGH DECEMBER 2024 ANNUAL RECAP COLLECTIONS REPORT

COLLECTIONS:	January 2024	February 2024	March 2024	April 2024	May 2024	June 2024	July 2024	August 2024	September 2024	October 2024	November 2024	December 2024
WATER PAYMENTS	\$ 48,220.77	\$ 46,390.88	\$ 45,038.08	\$ 48,105.74	\$ 52,836.16	\$ 56,807.88	\$ 35,847.34	\$ 69,967.50	\$ 58,198.87	\$ 61,293.06	\$ 55,410.44	\$ 579,116.72
SEWER PAYMENTS	\$ 50,106.94	\$ 50,686.47	\$ 48,148.10	\$ 48,662.59	\$ 50,364.73	\$ 51,024.36	\$ 31,325.13	\$ 75,206.07	\$ 61,699.84	\$ 65,507.98	\$ 59,668.99	\$ 592,401.20
PENALTY PAYMENTS	\$ 4,302.87	\$ 4,065.56	\$ 3,021.78	\$ 3,356.81	\$ 3,699.30	\$ 4,080.58	\$ 2,806.89	\$ 9,953.76	\$ 4,806.12	\$ 5,316.24	\$ 3,672.60	\$ 49,092.49
CHCRWA	\$ 65,613.98	\$ 63,478.63	\$ 58,626.31	\$ 69,223.57	\$ 77,446.01	\$ 79,372.03	\$ 47,572.39	\$ 101,671.78	\$ 101,126.53	\$ 92,409.58	\$ 88,553.38	\$ 845,094.19
RECONNECT FEES	\$ -	\$ -	\$ -	\$ -	\$ -	\$ -	\$ -	\$ -	\$ -	\$ -	\$ -	\$ -
MISCELLANEOUS	\$ 4,737.09	\$ 7,858.98	\$ 5,112.80	\$ 6,739.15	\$ 5,349.31	\$ 6,404.76	\$ 3,707.26	\$ 8,549.34	\$ 8,510.56	\$ 6,388.60	\$ 6,134.70	\$ 69,482.55
DEPOSIT	\$ 3,700.00	\$ 50.00	\$ 7,550.00	\$ 4,375.00	\$ 3,819.37	\$ 3,150.00	\$ 5,374.43	\$ 5,008.56	\$ 3,441.44	\$ 3,650.00	\$ 7,900.00	\$ 48,018.80
NSF FEES	\$ 210.00	\$ 508.36	\$ -	\$ 245.00	\$ 140.00	\$ 182.70	\$ 307.50	\$ 280.00	\$ 226.21	\$ 403.79	\$ 70.00	\$ 2,573.36
INSPECTION FEES	\$ 801.00	\$ 721.00	\$ 867.65	\$ 854.35	\$ 681.00	\$ 801.00	\$ 681.00	\$ 960.99	\$ 721.01	\$ 841.00	\$ 721.00	\$ 8,651.00
TOTAL DEPOSIT	\$ 177,692.65	\$ 173,759.88	\$ 169,364.70	\$ 181,562.21	\$ 194,335.88	\$ 201,823.31	\$ 127,621.74	\$ 271,606.00	\$ 238,730.58	\$ 235,810.25	\$ 222,131.11	\$ 2,194,440.31
ARREARS BREAKDOWN												
30 DAYS	\$ 39,439.48	\$ 42,184.37	\$ 37,054.69	\$ 40,038.78	\$ 44,755.42	\$ 44,145.38	\$ 107,648.72	\$ 42,571.41	\$ 57,314.58	\$ 41,814.38	\$ 68,011.78	\$ 564,978.99
60 DAYS	\$ 13,687.74	\$ 10,694.33	\$ 13,733.32	\$ 11,903.88	\$ 11,572.09	\$ 9,828.12	\$ 19,233.62	\$ 17,703.03	\$ 14,129.41	\$ 15,334.66	\$ 13,776.81	\$ 151,277.01
90 DAYS	\$ 2,588.64	\$ 2,218.34	\$ 2,322.50	\$ 1,969.20	\$ 1,644.82	\$ 1,183.14	\$ 2,562.82	\$ 2,799.57	\$ 3,521.66	\$ 2,878.51	\$ 2,255.27	\$ 25,924.47
120 DAYS	\$ 9,572.28	\$ 9,683.48	\$ 11,338.05	\$ 11,458.81	\$ 13,052.79	\$ 13,305.96	\$ 13,958.60	\$ 14,999.77	\$ 15,374.39	\$ 17,474.21	\$ 18,186.20	\$ 148,404.54
OVER PAYMENTS	\$ (8,714.37)	\$ (8,671.06)	\$ (8,554.24)	\$ (8,759.86)	\$ (8,345.14)	\$ (10,870.70)	\$ (8,902.83)	\$ (12,751.15)	\$ (8,690.20)	\$ (9,555.81)	\$ (9,309.56)	\$ (102,124.92)
TOTAL ARREARS	\$ 56,533.77	\$ 56,109.46	\$ 55,894.32	\$ 56,610.81	\$ 62,679.98	\$ 57,291.90	\$ 134,500.83	\$ 65,322.63	\$ 81,649.84	\$ 67,945.85	\$ 93,920.50	\$ 788,460.09

HARRIS COUNTY MUD #109

District property

Recommend cutting down trees and grinding tree stumps.





November 12, 2024

Harris County M.U.D. #109
P. O. Box 680529
Houston, Texas 77268-0529

Attn: Mr. Paul Villarreal

Reference: Water Well #2- Performance Testing

Dear Mr. Villarreal,

Collection and evaluation of field data pertaining to the operation of the well and well pumping equipment was recently completed at the above referenced facility. Included in this report please find the test results and pump curve generated by the testing. Historical performance data is presented in graphical format.

PERFORMANCE TEST REVIEW				
Hydraulic Performance of pump is 2052 GPM @ 337' field head	Excellent	Good <input checked="" type="checkbox"/>	Marginal	Poor
Overall efficiency is 64 percent	Excellent	Good <input checked="" type="checkbox"/>	Satisfactory	Poor
Pump Submergence 88 feet	Excellent <input checked="" type="checkbox"/>	Good	Marginal	Poor
Physical Condition of unit	Excellent	Good <input checked="" type="checkbox"/>	Marginal	Poor
Suspended Solids Testing	Excellent <input checked="" type="checkbox"/>	Good	Marginal	Poor
Brass Observed in SST	None <input checked="" type="checkbox"/>	Trace	Substantial	Excessive
Flowmeter Accuracy is 100.3 percent				

The test indicated the pump appears to be operating in good condition.

We appreciate this opportunity to be of service. If you have any questions or comments, please call.

Sincerely,

Gary McMurrey
G-M Services



SPECIALIZED INSPECTION SERVICES FOR THE WATER INDUSTRY

Performance Test Report

website: www.g-mservices.com

phone: 281-894-8971

Facility Harris County MUD #109 - Well #2	Test Date 11/11/2024
U.S.G.S. # LJ-60-63-80G	Subsidence Well ID#: 2083

PUMP DATA

MOTOR DATA

Manufacturer :	Goulds
Bowl Type :	14RJMC
Stages :	6
Setting :	400
Column Size :	10" x 3" x 1 15/16"
Design Point :	1800 GPM @ 480' TDH

Manufacturer :	U.S. Motors
Size (HP) :	350
Amps/Volts :	387/460
Serial # :	R037406279-0003R
Frame :	447TPA
Speed (RPM) :	1780

PERFORMANCE TEST DATA

Static Lvl (ft) -213		
Discharge Pressure	11	40
Capacity (GPM)	2052	1870
Pumping Lvl (ft)	-312	-303
Drawdown (ft)	99	90
Specific Capacity	20.73	20.78
Field Head (ft)	337.41	395.4
Water Horsepower	174.8	186.91
Overall Efficiency	64%	67%
Horsepower Input	274.16	280.86
Kilowatt Input	204.6	209.6
Amp Draw	276-283-294	281-288-302
Voltage	483-487-483	483-488-483
Sand (PPM)	1	1
Time (min)	45	15

Meter Data

Additional Data

Manufacturer:	Water Spec	Size:	16
Serial #:	20171693-16		
Meter Read:	777168.000		
Meter accuracy is	100.3 % at 2059 GPM		

Start-up Sand (PPM)	2
Brass Detect:	No
Pump Submergence (ft)	88
ETM Read:	3085

Remarks

TECHNICIAN E. Compean

Curve No. 3126

Size: 14RJMC

RPM: 1770

EFFICIENCY CHANGE

STGS.	1	0

Ns = 2990

PERF. BASED ON STD. MTL'S.

Impeller = B01240B

K = 3.2 LBS./FT.
9.6 KG./M.

K(Bal.) =



VERTICAL PRODUCTS DIVISION

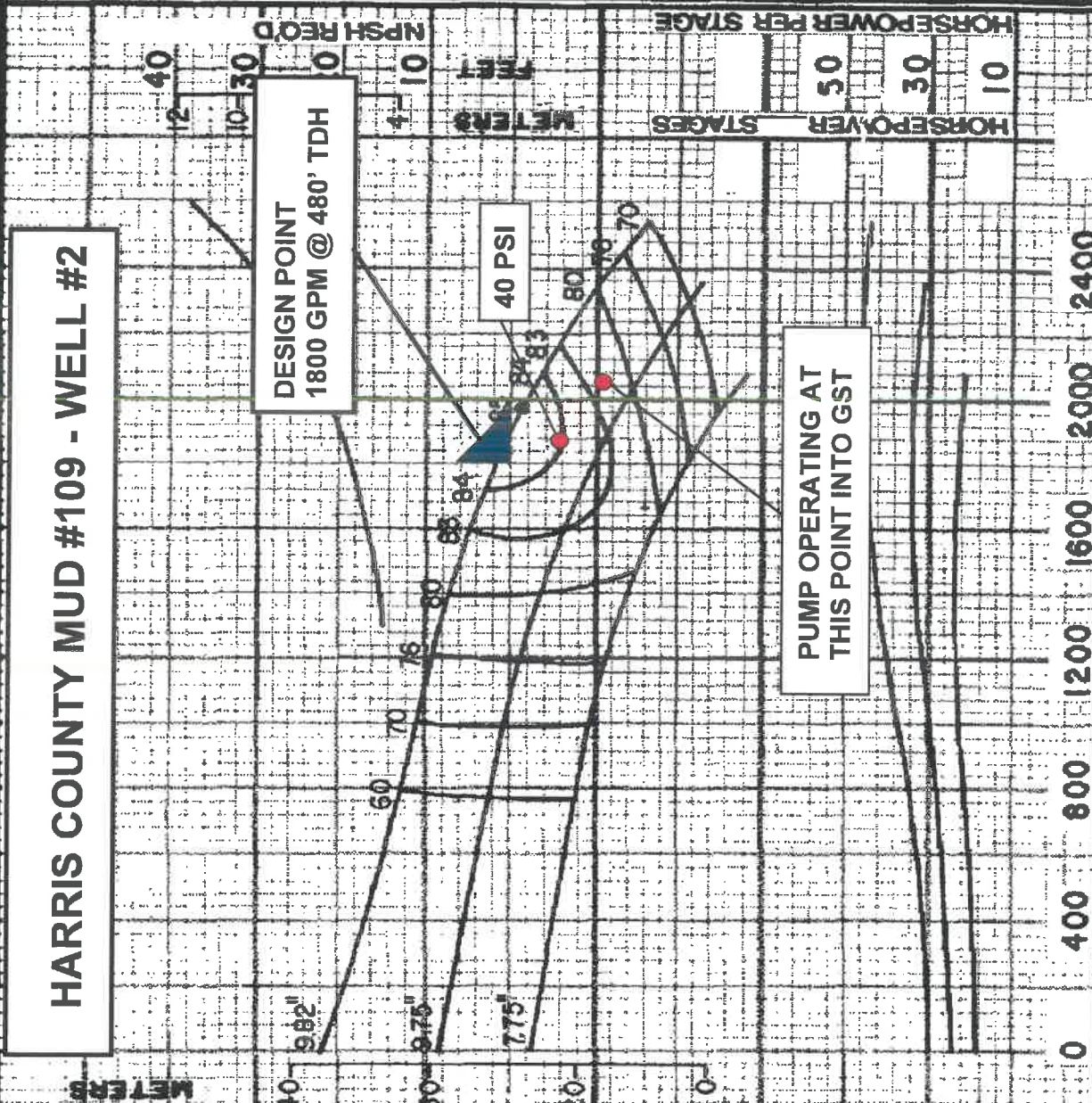
Characteristic based upon pumping clear, non-aerated water. Flating point only is guaranteed. Column losses not included.

HARRIS COUNTY MUD #109 - WELL #2

DESIGN POINT
1800 GPM @ 480' TDH

40 PSI

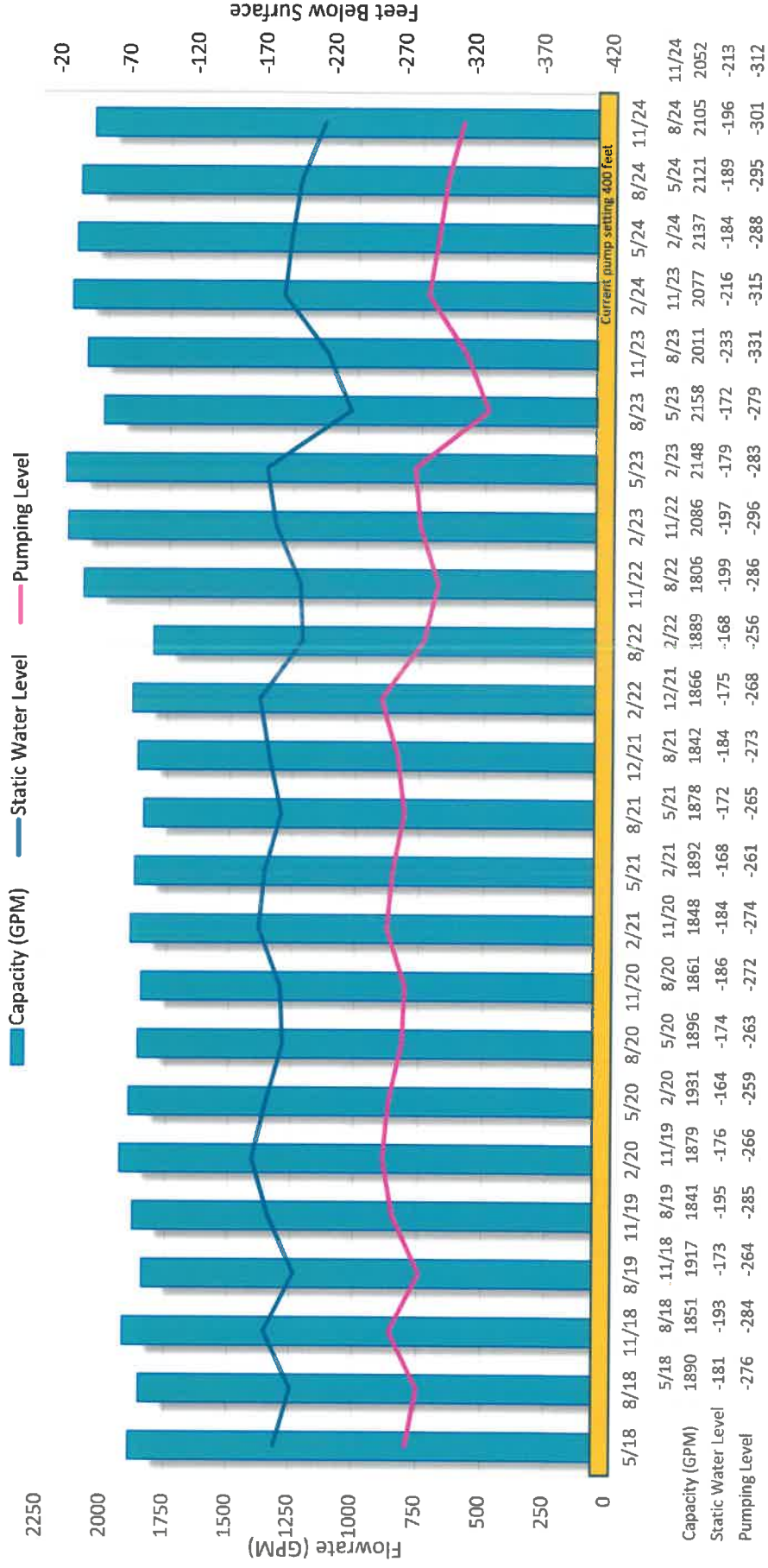
PUMP OPERATING AT THIS POINT INTO GST



TEST DATE: 11/11/2024

Harris County MUD #109

Well #2



HARRIS COUNTY MUD #109

Before the county flood drainage ditch was repaired.



HARRIS COUNTY MUD #109

After the county flood drainage ditch was repaired.



RESOLUTION APPROVING SUBMITTAL OF THE WATER SMART
APPLICATION FOR INCLUSION IN THE ASSOCIATION OF
WATER BOARD DIRECTORS
WATER SMART PARTNERS PROGRAM

WHEREAS, the Board of Directors (the "Board") of _____ (the "District") has reviewed all the requirements for participation in the Association of Water Board Directors Water Smart Partners Program and has taken concrete steps to help their customers learn to value the water they use and to conserve water year-round; and

WHEREAS, the Board has discussed and reviewed the District's application in its entirety and has confirmed the inclusion of all necessary documentation required for submission to the Association of Water Board Directors Water Smart Partners Program; and

WHEREAS, the District has fulfilled all the necessary requirements for inclusion in the Association of Water Board Directors Water Smart Partners Program;

NOW, THEREFORE, BE IT RESOLVED BY THE BOARD OF DIRECTORS OF -
_____ THAT:

Section 1. The Board does hereby approve the submittal of the 2025 Water Smart Application for the period of 1 January 2024 – 31 December 2024 for participation in the Association of Water Board Directors Water Smart Partners Program.

Section 2. The President or any Vice President is authorized to execute and the Secretary or any Assistant Secretary is authorized to attest this Resolution on behalf of the Board of the District and to do any and all things necessary to carry out the intent hereof.

ADOPTED, APPROVED, AND EFFECTIVE this ____ day of _____, 202_.

President, Board of Directors

ATTEST:

Secretary, Board of Directors

Harris County Municipal Utility District Number 109

Tax Collector's Report

Table of Contents

November 30, 2024

Cash Receipts and Disbursements	Page 1
Taxes Receivable Summary	Pages 2-3
Tax Collections Detail	Page 4
Taxes Receivable Detail	Pages 5-6

Disbursements for December 17, 2024:

#2457: Ad Valorem Appraisals Inc; TAC Fee-12/2025	\$2,851.69
#2458 Perdue Brandon Fielder Collins & Mott; Tax Atty Fee-11/2024	4,885.71
#2459 Harris Central Appraisal District; Quarterly Assessment	6,022.00
#2460 Yuan Q Zhang; Refund 11756	227.53
#2461 Richard A Winans; Refund 11706	50.00
#2462 Patricia J Burke; Refund 9750	182.47
#2463 Christopher S & Mary E Morris; Refund 12000	174.24
#2464 Perdue Brandon Fielder Collins & Mott; Refund 10338	<u>565.70</u>
Total Disbursements for December 17, 2024	<u>\$14,959.34</u>

Harris County Municipal Utility District Number 109

Tax Collector's Report

Current Period Covered: November 1, 2024 to November 30, 2024

Fiscal Year Beginning: June 1, 2024

<u>Cash Receipts and Disbursements</u>	<u>Current Period</u>	<u>Year to Date</u>
Cash Balance at Beginning of Period	\$259,210.68	\$200,473.61
Collections:		
2024 Tax Collections	159,860.39	159,860.39
2023 Tax Collections	18,138.18	90,223.09
2022 Tax Collections	1,148.36	5,711.05
2021 Tax Collections	275.11	1,198.74
2020 Tax Collections	688.33	2,066.30
2019 Tax Collections	0.00	605.80
2018 Tax Collections	0.00	710.61
2017 Tax Collections	0.00	846.01
2016 Tax Collections	0.00	682.71
2015 Tax Collections	0.00	639.79
Penalty and Interest	4,898.79	21,953.09
Tax Attorney Fees	4,885.71	18,003.17
Overpayments	644.43	1,325.95
Interest Earned	<u>175.43</u>	<u>1,146.15</u>
Total Collections	190,714.73	304,972.85
Disbursements:		
Tax Assessor-Collector Fee	2,851.69	17,150.89
Data Processing Charges	4,023.85	4,023.85
Tax Attorney Fee	6,473.93	14,617.03
Appraisal District Quarterly Fee	0.00	17,643.00
Bank Charges	77.23	299.91
Publication Cost	0.00	2.00
Refund Overpayments	<u>0.00</u>	<u>15,171.07</u>
Total Disbursements	<u>13,426.70</u>	<u>68,907.75</u>
Cash Balance at End of Period	<u>\$436,498.71</u>	<u>\$436,538.71</u>

Harris County Municipal Utility District Number 109

Tax Collector's Report Taxes Receivable Summary as of November 30, 2024

Taxes Receivable by Year

<u>Year</u>	<u>Adjusted Tax Levy</u>	<u>Collections To Date</u>	<u>Taxes Receivable</u>	<u>Percent Collected</u>
2024	\$4,148,185.73	\$159,860.39	\$3,988,325.34	3.85%
2023	3,957,507.70	3,899,942.50	57,565.20	98.55%
2022	3,774,182.93	3,748,392.76	25,790.17	99.32%
2021	3,383,110.25	3,370,367.96	12,742.29	99.62%
2020	3,164,583.82	3,154,502.56	10,081.26	99.68%
2019	3,081,590.26	3,071,061.99	10,528.27	99.66%
2018	2,906,869.36	2,899,965.66	6,903.70	99.76%
2017	2,895,613.63	2,888,748.22	6,865.41	99.76%
2016	2,808,690.61	2,803,653.96	5,036.65	99.82%
2015	2,573,712.76	2,570,961.03	2,751.73	99.89%
2014	2,301,769.82	2,297,895.06	3,874.76	99.83%
2013	2,097,527.32	2,094,489.96	3,037.36	99.86%
2012	2,071,519.13	2,068,914.02	2,605.11	99.87%
2011	2,121,714.06	2,119,595.06	2,119.00	99.90%
2010	2,138,895.52	2,136,752.39	2,143.13	99.90%
2009	2,160,628.25	2,158,243.88	2,384.37	99.89%
2008	2,142,045.24	2,140,369.95	1,675.29	99.92%
2007	2,084,977.70	2,082,933.82	2,043.88	99.90%
2006	2,108,720.67	2,106,771.68	1,948.99	99.91%
2005	2,197,283.24	2,195,556.05	1,727.19	99.92%
2004	2,010,295.69	2,007,622.69	2,673.00	99.87%
2003	1,863,011.08	1,860,553.66	2,457.42	99.87%
2002	1,743,166.99	1,742,780.89	386.10	99.98%
2001	1,705,006.18	1,704,772.45	233.73	99.99%
2000	1,630,288.09	1,630,151.22	136.87	99.99%
1999	1,482,019.84	1,481,978.10	41.74	100.00%
1998	1,346,040.98	1,345,882.41	158.57	99.99%
1997	1,218,889.39	1,218,854.71	34.68	100.00%
1996	1,156,053.10	1,156,021.00	32.10	100.00%
1995	1,130,565.24	1,130,545.88	19.36	100.00%
Prior Years	<u>10,813,764.63</u>	<u>10,813,764.63</u>	<u>0.00</u>	100.00%
Totals	<u>\$80,218,229.21</u>	<u>\$76,061,906.54</u>	<u>\$4,156,322.67</u>	<u>94.82%</u>

Harris County Municipal Utility District Number 109

Tax Collector's Report Taxes Receivable Summary as of November 30, 2024

Tax Roll Information

<u>Year</u>	<u>Taxable Value</u>	<u>Annual Change</u>	<u>Debt Maintenance Tax Rate</u>		<u>Total Tax Rate</u>	<u>Exemptions</u>
2024	953,605,801	6.02%	0.20500	0.23000	0.43500	25,000 O/D
2023	899,443,593	12.01%	0.23000	0.21000	0.44000	25,000 O/D
2022	803,017,804	14.00%	0.25000	0.22000	0.47000	25,000 O/D
2021	704,424,978	6.85%	0.29000	0.19000	0.48000	25,000 O/D
2020	659,267,550	2.70%	0.31500	0.16500	0.48000	25,000 O/D
2019	641,962,199	8.21%	0.32000	0.16000	0.48000	25,000 O/D
2018	593,228,582	2.44%	0.36000	0.13000	0.49000	10,000 O/D
2017	579,121,338	7.22%	0.36000	0.14000	0.50000	10,000 O/D
2016	540,136,676	9.13%	0.41000	0.11000	0.52000	10,000 O/D
2015	494,944,745	11.81%	0.39000	0.13000	0.52000	10,000 O/D
2014	442,648,062	9.74%	0.39000	0.13000	0.52000	10,000 O/D
2013	403,370,606	1.26%	0.42000	0.10000	0.52000	10,000 O/D
2012	398,369,066	-2.37%	0.42000	0.10000	0.52000	10,000 O/D
2011	408,021,927	-0.80%	0.42000	0.10000	0.52000	10,000 O/D
2010	411,326,061	-1.01%	0.42000	0.10000	0.52000	10,000 O/D
2009	415,504,618	0.87%	0.42000	0.10000	0.52000	10,000 O/D
2008	411,931,758	2.74%	0.42000	0.10000	0.52000	10,000 O/D
2007	400,957,245	6.48%	0.42000	0.10000	0.52000	10,000 O/D
2006	376,557,265	2.83%	0.46000	0.10000	0.56000	10,000 O/D
2005	366,208,721	9.30%	0.50000	0.10000	0.60000	10,000 O/D
2004	335,049,282	7.91%	0.50000	0.10000	0.60000	10,000 O/D
2003	310,501,847	6.88%	0.50000	0.10000	0.60000	10,000 O/D
2002	290,527,832	5.63%	0.50000	0.10000	0.60000	10,000 O/D
2001	275,035,288	9.50%	0.52000	0.10000	0.62000	10,000 O/D
2000	251,170,142	15.23%	0.57367	0.07547	0.64914	10,000 O/D
1999	217,977,950	10.11%	0.60460	0.07540	0.68000	10,000 O/D
1998	197,957,174	10.43%	0.63000	0.05000	0.68000	10,000 O/D
1997	179,258,410	3.88%	0.63000	0.05000	0.68000	10,000 O/D
1996	172,555,210	2.26%	0.62000	0.05000	0.67000	10,000 O/D
1995	168,741,080	0.00%	0.62000	0.05000	0.67000	10,000 O/D

Harris County Municipal Utility District Number 109

Tax Collector's Report Tax Collections for November, 2024

<u>Property Owner</u>	<u>Account No</u>	<u>Tax Amount</u>	<u>Pen & Int</u>	<u>Atty/Cost</u>	<u>Overpaid</u>	<u>Total Pmt</u>
2024 Tax Collections:						
Various Accounts	151 Accounts	\$156,330.65	\$53.47	\$0.00	\$0.00	\$156,384.12
Burke Patricia J	102-067-000-0013	1,216.47	0.00	0.00	182.47	1,398.94
Pinkley Perry A & Patricia	108-497-000-0022	1,086.09	0.00	0.00	411.96	1,498.05
Winas Richard A	114-350-015-0055	<u>1,227.18</u>	<u>0.00</u>	<u>0.00</u>	<u>50.00</u>	<u>1,277.18</u>
Total 2024 Tax Collections		<u>159,860.39</u>	<u>53.47</u>	<u>0.00</u>	<u>644.43</u>	<u>160,558.29</u>
2023 Tax Collections:						
Various Accounts	17 Accounts	<u>\$18,138.18</u>	<u>\$3,948.62</u>	<u>\$4,284.01</u>	<u>\$0.00</u>	<u>\$26,370.81</u>
Total 2023 Tax Collections		<u>18,138.18</u>	<u>3,948.62</u>	<u>4,284.01</u>	<u>0.00</u>	<u>26,370.81</u>
2022 Tax Collections:						
Ochoa Ramiro & Patricia	102-072-000-0007	\$158.58	\$53.92	\$42.50	\$0.00	\$255.00
Swareman Linda	113-135-000-0019	927.07	305.93	246.60	0.00	1,479.60
McMahan Thomas L	114-139-018-0001	<u>62.71</u>	<u>20.70</u>	<u>16.68</u>	<u>0.00</u>	<u>100.09</u>
Total 2022 Tax Collections		<u>\$1,148.36</u>	<u>\$380.55</u>	<u>\$305.78</u>	<u>\$0.00</u>	<u>\$1,834.69</u>
2021 Tax Collections:						
Lacour Carey L & Vanita	114-139-013-0053	<u>\$275.11</u>	<u>\$123.80</u>	<u>\$79.78</u>	<u>\$0.00</u>	<u>\$478.69</u>
Total 2021 Tax Collections		<u>\$275.11</u>	<u>\$123.80</u>	<u>\$79.78</u>	<u>\$0.00</u>	<u>\$478.69</u>
2020 Tax Collections:						
Lacour Carey L & Vanita	114-139-013-0053	<u>\$688.33</u>	<u>\$392.35</u>	<u>\$216.14</u>	<u>\$0.00</u>	<u>\$1,296.82</u>
Total 2020 Tax Collections		<u>\$688.33</u>	<u>\$392.35</u>	<u>\$216.14</u>	<u>\$0.00</u>	<u>\$1,296.82</u>
Summary of Other Collections			<u>\$4,898.79</u>	<u>\$4,885.71</u>	<u>\$644.43</u>	\$190,539.30
Interest Earnings						<u>175.43</u>
Total Collected during Month						<u>\$190,714.73</u>

Harris County Municipal Utility District Number 109

Tax Collector's Report Taxes Receivable Detail as of November 30, 2024

<u>Property Owner</u>	<u>Account No.</u>	<u>2022 Tax</u>	<u>2021 Tax</u>	<u>2020 Tax</u>	<u>2019 Tax</u>	<u>Prior Yrs</u>
Exchange Church Houston	043-206-000-0195	\$0.00	\$0.00	\$816.49	\$0.00	\$0.00
D:Vineyard Travis & Danell	102-065-000-0007	687.55	627.44	559.49	552.96	3,892.50
D:Gaddis John M	102-068-000-0021	793.57	725.87	648.97	758.83	0.00
D:Catlin Steven L	102-069-000-0004	113.27	107.77	97.98	89.07	77.52
P:Ochoa Ramiro & Patricia	102-072-000-0007	1,195.87	0.00	0.00	0.00	0.00
P:Hodge Jerry David	108-488-000-0003	852.07	167.44	0.00	0.00	0.00
Murray Keiunta L	108-489-000-0011	868.34	795.29	728.43	0.00	0.00
P:Deauquier II Lloyd & Lisa	108-492-000-0031	9.20	0.00	0.00	0.00	0.00
Q:Lee Mary	108-494-000-0018	205.58	0.00	0.00	0.00	0.00
Lackey Marvin F	108-495-000-0002	858.21	0.00	0.00	0.00	0.00
D:Key Lenora J	109-142-000-0001	710.14	599.32	0.00	484.90	360.88
D:Cartwright Ed & Diane	109-142-000-0034	649.33	591.96	591.09	526.44	4,660.72
D:Brokaw Sharon	109-144-000-0002	597.88	544.19	0.00	444.96	1,485.79
Chaney Allison K	110-749-000-0019	714.88	0.00	0.00	0.00	0.00
S:Carlile Rod	110-750-000-0050	830.33	687.13	700.92	0.00	0.00
S:Deyle Kurt	111-527-000-0010	797.18	740.13	672.85	611.68	234.17
Rodriguez Gregorio & Maria	111-528-000-0010	707.89	0.00	0.00	0.00	0.00
D:Curry Arthur W & Sharon	113-133-000-0008	0.00	406.50	0.00	0.00	0.00
Wade James Jr	113-135-000-0015	851.70	0.00	0.00	0.00	0.00
D:Sanchez Olga	113-142-000-0043	530.39	245.73	0.00	0.00	0.00
Bjornaas Kevin Estate of	114-139-009-0007	912.59	0.00	0.00	0.00	0.00
S:Jackson Keshell	114-139-009-0015	817.46	758.96	717.52	652.30	1,858.14
Chicosky Gregory P	114-139-010-0017	0.00	0.00	0.00	563.41	0.00
D:Paxton Roy C & Debbie M	114-139-010-0036	512.86	465.25	429.28	379.35	188.48
S:Lacour Carey L & Vanita	114-139-013-0053	875.35	464.28	0.00	0.00	0.00
D:Gonzalez Virginia	114-139-015-0003	654.28	596.54	547.43	487.49	1,015.53
P:McMahan Thomas L	114-139-018-0001	520.25	0.00	0.00	0.00	0.00
Walton Gregory L	114-350-014-0012	617.06	561.99	0.00	0.00	0.00
Blow Cheryl	114-350-015-0118	0.00	0.00	0.00	0.00	2,093.63
D:Harris Virginia B	114-350-016-0083	1,040.89	955.49	869.22	855.21	5,810.72
Delk Leroy	114-350-016-0087	1,008.65	0.00	0.00	0.00	0.00
D:Knight Chris & Terry	115-511-019-0012	1,248.22	1,147.98	1,032.72	0.00	0.00
S:Mitchem Anna M	115-511-021-0036	0.00	0.00	0.00	0.00	258.74
Rosques Sandra P	116-276-000-0580	0.00	0.00	0.00	2,976.58	0.00
Q:Davis Susan	118-705-003-0002	256.09	0.00	0.00	0.00	0.00
Marendes David K & Joyce	119-848-002-0024	0.00	121.99	0.00	0.00	0.00
Holley Guniganti Kings	120-416-002-0007	26.28	26.84	0.00	0.00	0.00
Jones Iris J & Rodney C	123-226-001-0005	1,109.96	0.00	0.00	0.00	0.00
Wheels LT	0959495	76.62	0.00	0.00	0.00	0.00
Sammy S Total Image Salo	2063987	41.18	0.00	0.00	0.00	0.00
Digital Professionals Compt	2064780	21.69	21.63	21.63	21.63	157.21
B & L Capital Inc	2154083	19.57	19.99	20.08	15.90	230.50
Kevin R Culp	2157330	38.56	41.58	43.58	43.58	457.58
S:Dupree Express Trucking	2172915	539.88	86.07	86.07	86.07	941.51
ARC Insurance Agency	2209050	42.84	43.75	43.75	43.75	185.01
S:James Lewis	2213148	191.81	16.57	24.50	31.25	338.25
Phones-R-Us Inc	2289501	55.42	54.29	54.29	54.29	54.59
Tomas A Arden Landaverde	2313791	513.69	85.23	0.00	0.00	0.00
VFS LLC	2322209	331.33	0.00	0.00	0.00	0.00
Gabriel Martinez	2338191	94.75	96.76	0.00	0.00	0.00
HK Granite & Cabinet Inc	2342853	61.79	0.00	0.00	0.00	0.00
Sophia Massage	2342875	27.26	0.00	0.00	0.00	0.00
Spoiled Mutts	2343180	88.38	90.26	90.26	0.00	0.00
My house Barber Shop	2343201	16.18	0.00	0.00	0.00	0.00
Di Maria Fresh Food	2343249	107.63	121.47	0.00	0.00	0.00
Fresh Ink Media Group	2344047	53.78	54.92	54.92	0.00	0.00
The Kut Factory	2344116	29.22	0.00	0.00	0.00	0.00

Harris County Municipal Utility District Number 109

Tax Collector's Report Taxes Receivable Detail as of November 30, 2024

<u>Property Owner</u>	<u>Account No.</u>	<u>2022 Tax</u>	<u>2021 Tax</u>	<u>2020 Tax</u>	<u>2019 Tax</u>	<u>Prior Yrs</u>
BI Massage	2344399	16.60	0.00	0.00	0.00	0.00
Adorn Tatoo	2344404	18.02	18.40	18.40	0.00	0.00
Cobos BBQ LLC	2352871	144.77	146.40	146.40	0.00	0.00
All Me Hotshot Logistics	2353748	72.57	87.38	0.00	0.00	0.00
S:lsmeal Anaya	2363334	362.76	226.80	287.85	0.00	0.00
Tith Transport Inc	2375231	100.46	0.00	0.00	0.00	0.00
Lit Up Smoke Shop	2379414	186.46	0.00	0.00	0.00	0.00
Fleet Clean Inc	2384334	111.47	0.00	0.00	0.00	0.00
Audio-Visual Media Inc	2387261	53.35	0.00	0.00	0.00	0.00
Michael Lloyd Harris	2387430	167.09	0.00	0.00	0.00	0.00
Nikola Gajuc MD	2390168	127.16	0.00	0.00	0.00	0.00
Roberto Izquierdo Peraza	2391689	443.40	0.00	0.00	0.00	0.00
Andres Balp	2392979	39.55	0.00	0.00	0.00	0.00
Prior Years Personal Property		<u>21.61</u>	<u>192.70</u>	<u>777.14</u>	<u>848.62</u>	<u>26,988.67</u>
Total Receivable		<u>\$25,790.17</u>	<u>\$12,742.29</u>	<u>\$10,081.26</u>	<u>\$10,528.27</u>	<u>44,386.44</u>



MUNICIPAL ACCOUNTS
& CONSULTING, L.P.

Bookkeeper's Report | December 17, 2024

Harris County Municipal Utility District No. 109

Exhibit F



WEBSITE

www.municipalaccounts.com



ADDRESS

1281 Brittmoore Road
Houston, Texas 77043



CONTACT

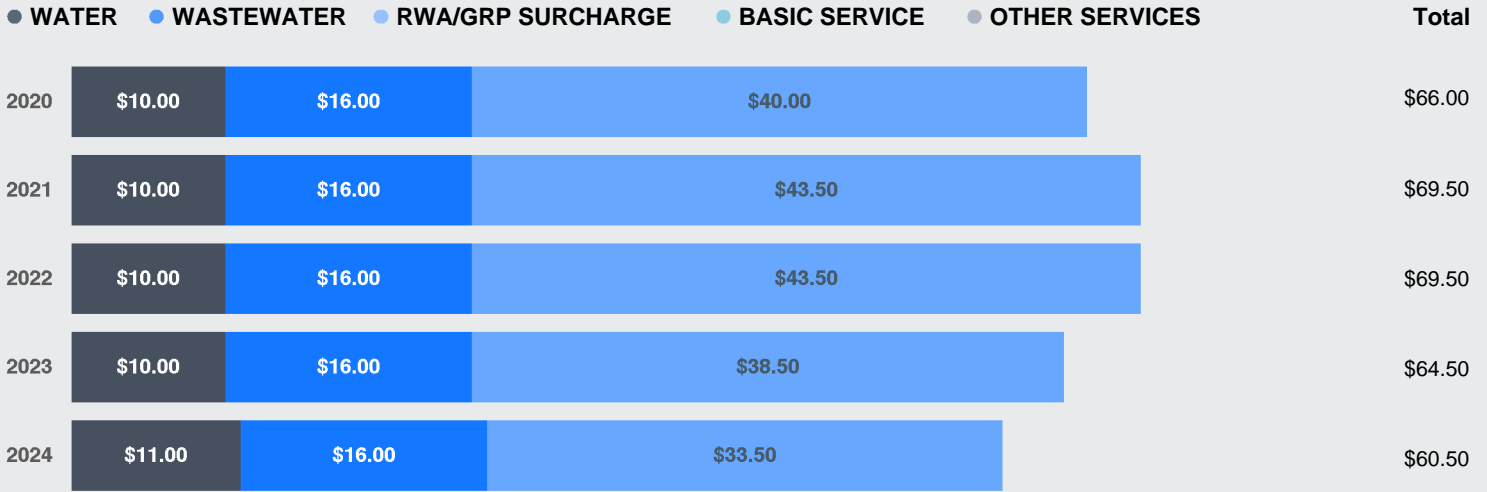
Phone: 713.623.4539
Fax: 713.629.6859

THIS PAGE INTENTIONALLY LEFT BLANK

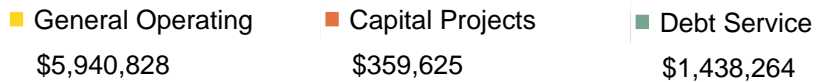


Spotlight On Cost Of Water And Wastewater Per 10,000 Gallons

This is one expense that impacts your Residents the most. You as a Director have control over your base water and wastewater rates. When Residents see rates increasing year on year, they usually do not understand that these increases come from yearly raises in RWA and GRP surcharges, garbage rates, and overall cost of production increases. The dashboard below breaks out these charges so that it is clear that Board controlled rates have stayed low and consistent and that the increase is beyond your control.

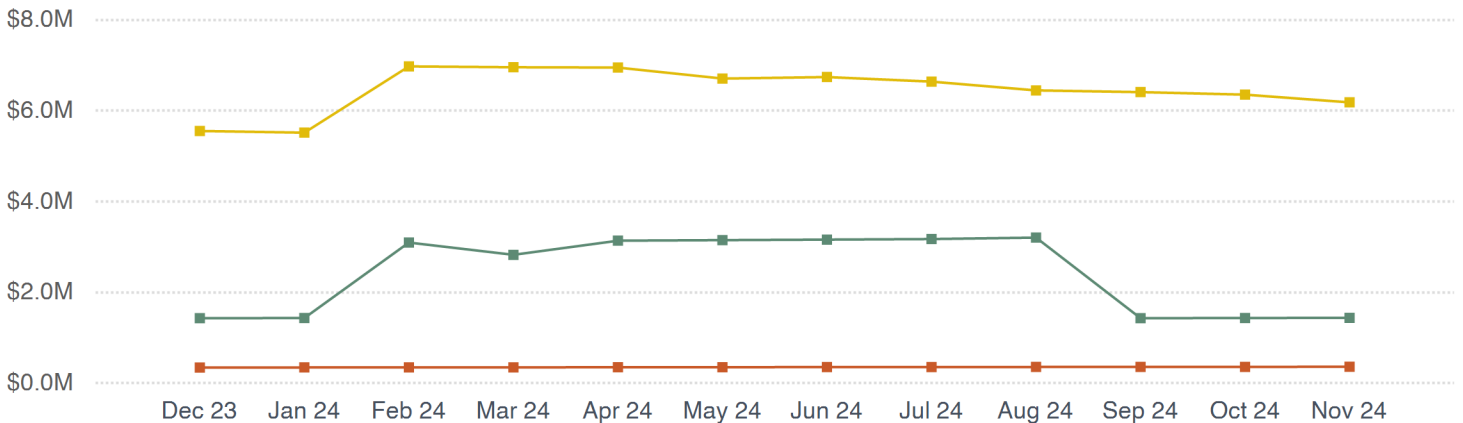


Account Balance | As of 12/17/2024



Total For All Accounts: \$7,738,717

Account Balance By Month | December 2023 - November 2024



Monthly Financial Summary - General Operating Fund

Harris County MUD No. 109 - GOF

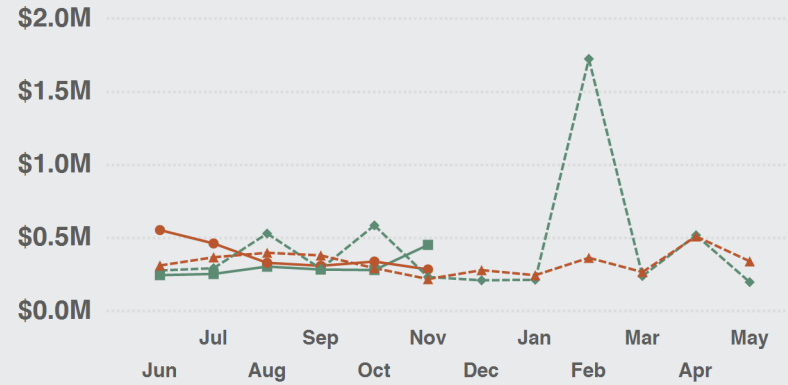


Account Balance Summary

Balance as of 11/20/2024	\$5,733,103
Receipts	1,031,530
Disbursements	(823,805)
Balance as of 12/17/2024	\$5,940,828

Overall Revenues & Expenditures By Month (Year to Date)

—■ Current Year Revenues - - -▲ Prior Year Revenues
—● Current Year Expenditures - - -▲ Prior Year Expenditures



November 2024

Revenues

Actual	Budget	Over/(Under)
\$452,741	\$220,879	\$231,862

Expenditures

Actual	Budget	Over/(Under)
\$285,188	\$278,609	\$6,579

June 2024 - November 2024 (Year to Date)

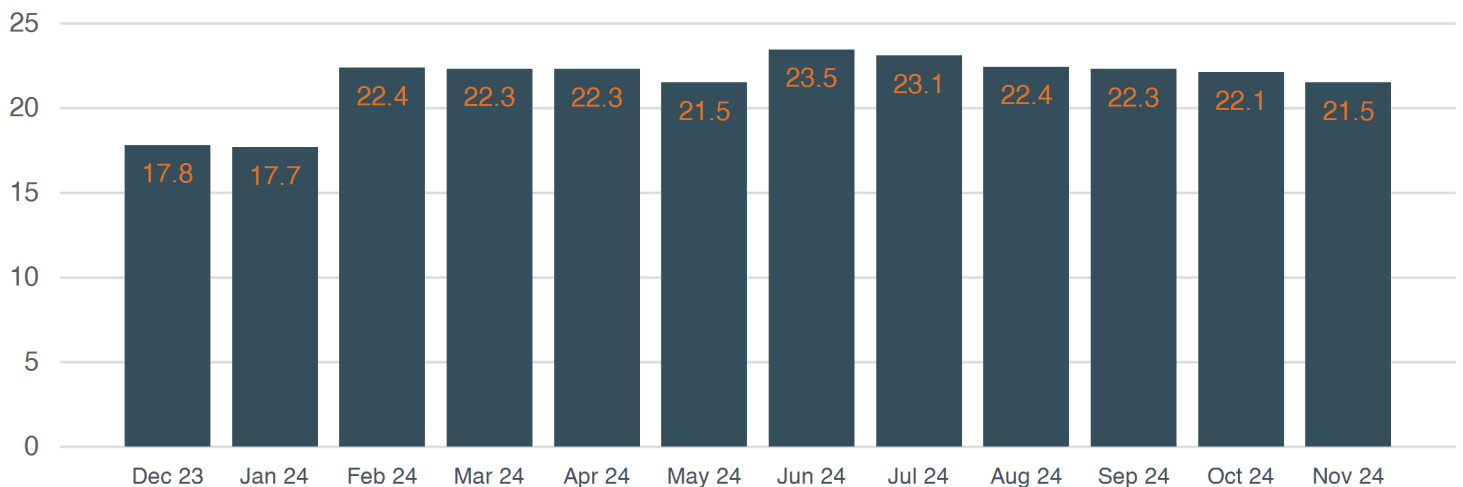
Revenues

Actual	Budget	Over/(Under)
\$1,822,727	\$1,812,909	\$9,818

Expenditures

Actual	Budget	Over/(Under)
\$2,281,604	\$2,203,346	\$78,258

Operating Fund Reserve Coverage Ratio (In Months)



Cash Flow Report - Checking Account

Harris County MUD No. 109 - GOF



Number	Name	Memo	Amount	Balance
Balance as of 11/20/2024				\$2,679.72
Receipts				
	HC 151 Water Supply		3,171.60	
	Interest Earned on Checking		268.44	
	Sweep from Lockbox Account		406,526.08	
	City of Houston - Sales Tax Rebate		7,519.04	
Total Receipts				\$417,485.16
Disbursements				
16934	Nancy Frank	VOID: Fees of Office - 10/15/2024	0.00	
17050	Centerpoint Energy	Utilities Expense	(361.59)	
17051	Connie Roberts	Customer Refund	(600.00)	
17052	Cheryl C. Moore	Fees of Office - 12/17/2024	(204.10)	
17053	Chris Green	Fees of Office - 12/17/2024	(204.09)	
17054	Dennis Bone	Fees of Office - 12/17/2024	(204.10)	
17055	Owen H. Parker	Fees of Office - 12/17/2024	(204.09)	
17056	Robin Sulpizio	Fees of Office - 12/17/2024	(204.10)	
17057	Cheryl C. Moore	Expense	(29.95)	
17058	Chris Green	Fees of Office - 11/18,12/02/2024 &	(472.48)	
17059	Dennis Bone	Fees of Office - 11/19 & 12/09/2024	(408.18)	
17060	Owen H. Parker	Fees of Office - 12/04,12/09/2024 &	(484.71)	
17061	Robin Sulpizio	Expense	(65.00)	
17062	19519 Alinawood Humble 77346, LLC	Customer Refund	(138.07)	
17063	Brandy and Ricky Palacios	Customer Refund	(135.48)	
17064	Christina Gonzales	Customer Refund	(115.02)	
17065	Francisco Acuna	Customer Refund	(27.48)	
17066	Jacob C Jones	Customer Refund	(91.08)	
17067	John W Lankford	Customer Refund	(13.93)	
17068	Kaitlin Youngblood and Craig Wade	Customer Refund	(165.03)	
17069	Kellsie Hunt	Customer Refund	(196.78)	
17070	MYND Management, Inc	Customer Refund	(154.56)	
17071	REI Nation, LLC..	Customer Refund	(52.53)	
17072	Santos Juarez	Customer Refund	(75.33)	
17073	SFR JV-1 2020-1 Borrower, LLC	Customer Refund	(198.57)	
17074	Simple Living Homes, LLC	Customer Refund	(189.99)	
17075	Westbank Interests, LLC	Customer Refund	(159.53)	
17076	AOS Treatment Solutions, LLC	Chemicals Expense	(5,060.00)	
17077	Atascocita Joint Operations Board	Schedule B & C Costs	(70,692.24)	
17078	BGE, Inc.	Engineering Fees	(15,002.60)	
17079	Brightspeed	Telephone Expense	(955.56)	
17080	Butler & Land Technologies, Inc	Maintenance & Repair	(1,587.72)	
17081	CDC Unlimited, LLC	Mowing Expense	(5,160.50)	
17082	Certification Plus	Maintenance & Repair	(600.00)	

Cash Flow Report - Checking Account

Harris County MUD No. 109 - GOF



Number	Name	Memo	Amount	Balance
Disbursements				
17083	G-M Inspection Services, Inc.	Well Performance Test	(575.00)	
17084	GFL Environmental	Garbage Expense	(1,264.03)	
17085	Harris County Treasurer	Patrol Services	(21,718.00)	
17086	Hudson Energy	Utilities Expense	(7,444.30)	
17087	Municipal Accounts & Consulting, L.P.	Bookkeeping Fees	(3,987.75)	
17088	NHCRWA	Water Authority Fees	(37,136.15)	
17089	Norton Rose Fulbright US LLP	Legal Fees	(8,064.25)	
17090	Oaks of Atascocita Community Improvement	Security Contribution - HOA	(3,619.58)	
17091	Peltier Brothers Construction, LLC	Pay Est. No. 7 - Barents Dr. Lift Station	(31,410.00)	
17092	PVS DX, Inc	Chemicals Expense	(1,480.01)	
17093	USA Bluebook	Chemicals Expense	(234.42)	
17094	Water Utility Services, Inc.	Laboratory Fees	(340.00)	
17095	WWWMS	Maintenance and Operations	(44,888.17)	
17096	Centerpoint Energy	Utilities Expense	0.00	
Svc Chrg	Central Bank	Service Charge	(5.00)	
Wire	Texas Class	Wire Transfer to Money Market	(150,000.00)	
Total Disbursements			(\$416,381.05)	
Balance as of 12/17/2024				\$3,783.83

Cash Flow Report - Operator Account

Harris County MUD No. 109 - GOF



Number	Name	Memo	Amount	Balance
Balance as of 11/20/2024				\$162,184.87
Receipts				
	Tap Fee		207,583.93	
	Customer Service Inspection		300.00	
	Accounts Receivable		89,912.13	
	Accounts Receivable		132,218.98	
Total Receipts				\$430,015.04
Disbursements				
Ret Ck	Central Bank	Customer Returned Checks (9)	(883.22)	
Svc Chrg	Central Bank	Service Charge	(15.00)	
Sweep	Harris County MUD 109	Transfer to Checking Account	(406,526.08)	
Total Disbursements				(\$407,424.30)
Balance as of 12/17/2024				\$184,775.61

Actual vs. Budget Comparison

Harris County MUD No. 109 - GOF



	November 2024			June 2024 - November 2024			Annual Budget	
	Actual	Budget	Over/ (Under)	Actual	Budget	Over/ (Under)		
Revenues								
Water Revenue								
14101	Water- Customer Service Revenue	47,023	35,460	11,563	302,802	354,600	(51,798)	591,000
14102	Surface Water - Reserve	77,003	71,460	5,543	564,370	714,600	(150,230)	1,191,000
14103	Capital Contribution Credit-NHC	12,261	12,261	0	73,568	73,568	0	147,135
14105	Connection Fees	3,000	2,317	683	15,625	13,900	1,725	27,800
14108	Water Sales to HC 151	708	1,138	(430)	6,129	7,914	(1,785)	12,500
Total Water Revenue		139,996	122,636	17,360	962,494	1,164,581	(202,088)	1,969,435
Wastewater Revenue								
14201	Wastewater-Customer Service Rev	65,092	53,304	11,788	384,605	373,128	11,477	666,300
Total Wastewater Revenue		65,092	53,304	11,788	384,605	373,128	11,477	666,300
Property Tax Revenue								
14301	Maintenance Tax Collections	0	0	0	0	0	0	1,831,782
Total Property Tax Revenue		0	0	0	0	0	0	1,831,782
Sales Tax Revenue								
14401	COH Rebate	8,088	7,799	289	45,358	52,359	(7,001)	101,700
Total Sales Tax Revenue		8,088	7,799	289	45,358	52,359	(7,001)	101,700
Tap Connection Revenue								
14501	Tap Connections	207,584	417	207,167	210,694	2,500	208,194	5,000
14502	Inspection Fees	1,141	875	266	5,296	5,250	46	10,500
Total Tap Connection Revenue		208,725	1,292	207,433	215,990	7,750	208,240	15,500
Administrative Revenue								
14702	Penalties & Interest	9,611	7,842	1,770	58,763	47,050	11,713	94,100
Total Administrative Revenue		9,611	7,842	1,770	58,763	47,050	11,713	94,100
Interest Revenue								
14801	Interest Earned on Checking	268	150	118	1,129	900	229	1,800
14802	Interest Earned on Temp. Invest	20,353	27,773	(7,420)	153,509	166,640	(13,131)	333,281
Total Interest Revenue		20,622	27,923	(7,302)	154,638	167,540	(12,902)	335,081
Other Revenue								
15801	Miscellaneous Income	608	83	525	880	500	380	1,000
Total Other Revenue		608	83	525	880	500	380	1,000
Total Revenues		452,741	220,879	231,862	1,822,727	1,812,909	9,818	5,014,898

Expenditures

Water Service

16102	Operations - Water	9,442	9,992	(549)	56,350	59,950	(3,600)	119,900
-------	--------------------	-------	-------	-------	--------	--------	---------	---------

Actual vs. Budget Comparison

Harris County MUD No. 109 - GOF



	November 2024			June 2024 - November 2024			Annual Budget
	Actual	Budget	Over/ (Under)	Actual	Budget	Over/ (Under)	
Expenditures							
Water Service							
16105 Maintenance & Repairs - Water	9,790	26,817	(17,027)	147,793	160,900	(13,107)	321,800
16107 Chemicals - Water	7,925	7,017	908	34,004	42,100	(8,096)	84,200
16108 Laboratory Expense - Water	640	758	(118)	4,493	4,550	(57)	9,100
16109 Mowing - Water	698	1,117	(419)	3,488	6,700	(3,212)	13,400
16110 Utilities - Water	5,878	9,742	(3,864)	50,766	58,450	(7,684)	116,900
16111 Reconnections	810	925	(115)	5,300	5,550	(250)	11,100
16112 Disconnection Expense	495	375	120	2,895	2,250	645	4,500
16113 Service Account Collection	2,242	2,308	(66)	14,409	13,850	559	27,700
16114 Telephone Expense - Water	388	433	(45)	2,596	2,600	(4)	5,200
16116 Permit Expense - Water	7,666	8,000	(334)	7,666	8,000	(334)	8,000
16117 TCEQ Regulatory Expense - Water	0	0	0	0	0	0	3,100
16118 Surface Water Fee	49,397	80,724	(31,327)	547,181	807,240	(260,059)	1,345,400
16122 Lead & Copper Survey	0	0	0	25,260	0	25,260	0
Total Water Service	95,370	148,207	(52,837)	902,202	1,172,140	(269,938)	2,070,300
Wastewater Service							
16202 Operations - Wastewater	2,344	2,400	(56)	13,982	14,400	(418)	28,800
16204 Purchase Wastewater Service	37,998	31,642	6,357	422,818	189,850	232,968	379,700
16205 Maint & Repairs - Wastewater	16,888	17,733	(846)	122,746	106,400	16,346	212,800
16207 Chemicals - Wastewater	0	33	(33)	0	200	(200)	400
16208 Laboratory Fees - Wastewater	0	50	(50)	0	300	(300)	600
16209 Mowing - Wastewater	698	1,025	(328)	3,488	6,150	(2,663)	12,300
16210 Utilities - Lift Station	1,928	2,175	(247)	13,811	13,050	761	26,100
16214 Telephone Expense - Wastewater	575	508	66	2,959	3,050	(91)	6,100
16217 TCEQ Regulatory Exp-Wastewater	0	0	0	0	0	0	3,100
Total Wastewater Service	60,430	55,567	4,864	579,803	333,400	246,403	669,900
Garbage Service							
16301 Garbage Expense	1,264	742	522	2,778	4,450	(1,672)	8,900
Total Garbage Service	1,264	742	522	2,778	4,450	(1,672)	8,900
Storm Water Quality							
16404 Detention Pond Mowing	2,301	583	1,718	7,670	3,500	4,170	7,000
Total Storm Water Quality	2,301	583	1,718	7,670	3,500	4,170	7,000
Tap Connection							
16501 Tap Connection Expense	1,125	250	875	1,125	1,500	(375)	3,000
16502 Inspection Expense	1,925	0	1,925	1,925	0	1,925	0
Total Tap Connection	3,050	250	2,800	3,050	1,500	1,550	3,000

Actual vs. Budget Comparison

Harris County MUD No. 109 - GOF



	November 2024			June 2024 - November 2024			Annual Budget
	Actual	Budget	Over/ (Under)	Actual	Budget	Over/ (Under)	
Expenditures							
Administrative Service							
16703 Legal Fees	8,049	7,908	140	40,561	47,450	(6,889)	94,900
16705 Auditing Fees	0	0	0	19,500	19,500	0	19,500
16706 Engineering Fees	4,157	6,667	(2,510)	33,228	40,000	(6,772)	80,000
16709 Election Expense	0	0	0	1,363	0	1,363	10,000
16710 Website Expense	0	83	(83)	510	500	10	1,000
16712 Bookkeeping Fees	3,623	4,060	(437)	33,798	33,640	158	58,000
16713 Legal Notices & Other Publ.	0	75	(75)	0	450	(450)	900
16714 Printing & Office Supplies	2,470	2,583	(114)	14,253	15,500	(1,247)	31,000
16716 Delivery Expense	30	42	(12)	365	250	115	500
16717 Postage	86	58	27	328	350	(22)	700
16718 Insurance & Surety Bond	0	0	0	0	0	0	44,400
16719 AWBD Expense	0	0	0	90	1,966	(1,876)	2,400
16722 Bank Service Charges	20	33	(13)	360	200	160	400
16723 Travel Expense	33	33	0	241	200	41	400
16727 Arbitrage Expense	0	0	0	1,350	0	1,350	500
16728 Record Storage Fees	52	50	2	346	300	46	600
Total Administrative Service	18,519	21,593	(3,075)	146,294	160,306	(14,012)	345,200
Security Service							
16801 Security Patrol Expense	25,338	25,325	13	147,025	151,950	(4,925)	303,900
16802 Security Monitoring	0	1,133	(1,133)	10,186	6,800	3,386	13,600
Total Security Service	25,338	26,458	(1,121)	157,211	158,750	(1,539)	317,500
Payroll Expense							
17101 Payroll Expenses	2,379	2,083	296	12,371	12,500	(129)	25,000
Total Payroll Expense	2,379	2,083	296	12,371	12,500	(129)	25,000
Other Expense							
17802 Miscellaneous Expense	237	292	(54)	2,907	1,750	1,157	3,500
Total Other Expense	237	292	(54)	2,907	1,750	1,157	3,500
Total Expenditures	208,888	255,776	(46,887)	1,814,286	1,848,296	(34,010)	3,450,300
Total Revenues (Expenditures)	243,853	(34,897)	278,749	8,441	(35,387)	43,829	1,564,598
Other Revenues							
Extra Ordinary Revenue							
15901 Transfer from Operating Reserve	0	0	0	0	0	0	1,099,383
Total Extra Ordinary Revenue	0	0	0	0	0	0	1,099,383
Total Other Revenues	0	0	0	0	0	0	1,099,383

Actual vs. Budget Comparison

Harris County MUD No. 109 - GOF



	November 2024			June 2024 - November 2024			Annual Budget
	Actual	Budget	Over/ (Under)	Actual	Budget	Over/ (Under)	
Other Expenditures							
Capital Outlay							
17901 Capital Outlay							
17901a Capital Outlay - General	0	0	0	13,456	13,456	0	50,000
17901b Capital Outlay - AJOB	32,594	20,833	11,760	195,563	125,000	70,562	250,000
17901d WP 1 Electrical Improvements	0	0	0	0	0	0	250,000
17901e WP 1 GST 1 Replacement	2,000	2,000	0	24,200	24,200	0	1,310,500
17901f HC 46 Water Interconnect	0	0	0	0	0	0	50,000
17901g Manhole Valve Rehab	0	0	0	3,286	3,285	0	250,000
17901h LS Wet Well/Piping Rehab	0	0	0	3,750	3,750	0	115,000
17901i Fence Replacement	0	0	0	0	0	0	51,000
Total Capital Outlay	34,594	22,833	11,760	240,254	169,691	70,563	2,326,500
17904 Capital Outlay - Barents Dr L/S	41,706	0	41,706	227,065	185,359	41,706	337,481
Total Capital Outlay	76,300	22,833	53,466	467,319	355,050	112,269	2,663,981
Total Other Expenditures	76,300	22,833	53,466	467,319	355,050	112,269	2,663,981
Total Other Revenues (Expenditures)	(76,300)	(22,833)	(53,466)	(467,319)	(355,050)	(112,269)	(1,564,598)
Excess Revenues (Expenditures)	167,553	(57,730)	225,283	(458,877)	(390,437)	(68,440)	0

Balance Sheet as of 11/30/2024

Harris County MUD No. 109 - GOF



Assets

Bank

11101 Cash in Bank	\$412,041
11102 Operator	184,776
Total Bank	\$596,816

Investments

11201 Time Deposits	\$5,588,592
Total Investments	\$5,588,592

Receivables

11301 Accounts Receivable	\$265,240
11303 Maintenance Tax Receivable	101,717
11305 Accrued Interest	15,474
11306 Due From COH	25,656
Total Receivables	\$408,087

Interfund Receivables

11401 Due From Capital Projects	\$12,763
11403 Due From Tax Account	491,837
11405 Due from A.C.P.	14,320
Total Interfund Receivables	\$518,920

Reserves

11601 Reserve in A.C.P.	\$423,556
Total Reserves	\$423,556

Total Assets

\$7,535,972

Liabilities & Equity

Liabilities

Accounts Payable

12101 Accounts Payable	\$119,713
12102 Payroll Liabilities	507
Total Accounts Payable	\$120,220

Other Current Liabilities

12202 Due to TCEQ	\$2,295
12204 Retainage Payable	56,532
Total Other Current Liabilities	\$58,827

Deferrals

12502 Deferred Taxes	\$101,717
Total Deferrals	\$101,717

Deposits

12601 Customer Meter Deposits	\$312,839
-------------------------------	-----------

Balance Sheet as of 11/30/2024

Harris County MUD No. 109 - GOF



Liabilities & Equity

Liabilities	
Deposits	
12608 Woodland Hills Annexation	2,870
Total Deposits	<u>\$315,710</u>
Total Liabilities	<u>\$596,473</u>
Equity	
Unassigned Fund Balance	
13101 Unallocated Fund Balance	\$7,398,376
Total Unassigned Fund Balance	<u>\$7,398,376</u>
Net Income	<u>(\$458,877)</u>
Total Equity	<u>\$6,939,499</u>
Total Liabilities & Equity	<u><u>\$7,535,972</u></u>

Monthly Financial Summary - Capital Projects Fund

Harris County MUD No. 109 - CPF

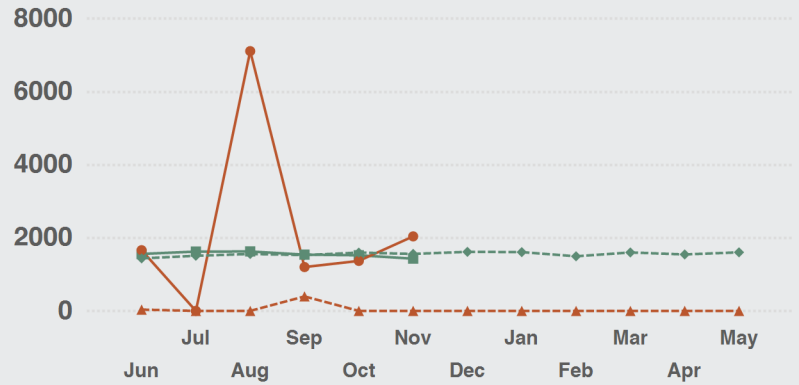


Account Balance Summary

Balance as of 11/20/2024	\$358,195
Receipts	1,436
Disbursements	(5)
Balance as of 12/17/2024	\$359,625

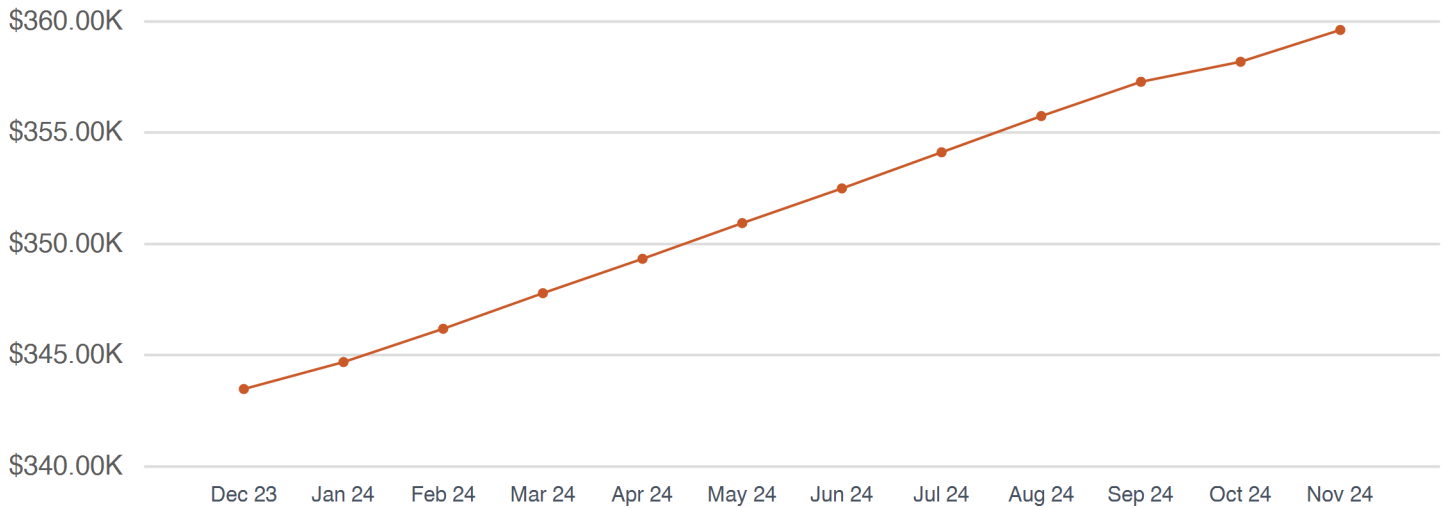
Overall Revenues & Expenditures By Month (Year to Date)

—■— Current Year Revenues - - -◆- Prior Year Revenues
—●— Current Year Expenditures - - -▲- Prior Year Expenditures



Account Balance By Month | December 2023 - November 2024

—●— CAPITAL PROJECTS FUND



Cash Flow Report - Checking Account

Harris County MUD No. 109 - CPF



Number	Name	Memo	Amount	Balance
Balance as of 11/20/2024				\$179.15
Receipts				
	No Receipts Activity		0.00	
Total Receipts				\$0.00
Disbursements				
Svc Chrg	Central Bank	Service Charge	(5.00)	
Total Disbursements				(\$5.00)
Balance as of 12/17/2024				\$174.15

District Debt Summary as of 12/17/2024

Harris County MUD No. 109 - DSF



		WATER, SEWER, DRAINAGE	PARK/ROAD/OTHER	REFUNDING
Total \$ Authorized		Authorized	Authorized	Authorized
\$61.83M		\$61.83M	N/A	\$32.73M
Total \$ Issued		Issued	Issued	Issued
\$48.88M		\$48.88M	N/A	\$1.06M
Yrs to Mat	Rating	\$ Available To Issue	\$ Available To Issue	\$ Available To Issue
16	AA	\$12.95M	N/A	\$31.67M

*Actual 'Outstanding' Refunding Bonds issued below may differ from the 'Issued' total above pursuant to Chapter 1207, Texas Government Code.

Outstanding Debt Breakdown

Series Issued	Original Bonds Issued	Maturity Date	Principal Outstanding
2021 - Refunding	\$3,705,000	2029	\$2,070,000
2017 - WS&D	\$12,100,000	2041	\$10,390,000
2015 - Refunding	\$5,920,000	2030	\$4,980,000
Total	\$21,725,000		\$17,440,000

District Debt Schedule

Harris County MUD No. 109 - DSF



Paying Agent	Series	Principal	Interest	Total
Bank of New York	2021 - Refunding	\$0.00	\$24,900.00	\$24,900.00
Bank of New York	2017 - WS&D	\$0.00	\$170,771.88	\$170,771.88
Regions Bank	2015 - Refunding	\$0.00	\$64,540.80	\$64,540.80
Total Due 04/01/2025		\$0.00	\$260,212.68	\$260,212.68

Paying Agent	Series	Principal	Interest	Total
Bank of New York	2021 - Refunding	\$410,000.00	\$24,900.00	\$434,900.00
Bank of New York	2017 - WS&D	\$445,000.00	\$170,771.88	\$615,771.88
Regions Bank	2015 - Refunding	\$695,000.00	\$64,540.80	\$759,540.80
Total Due 10/01/2025		\$1,550,000.00	\$260,212.68	\$1,810,212.68

Investment Profile as of 12/17/2024

Harris County MUD No. 109

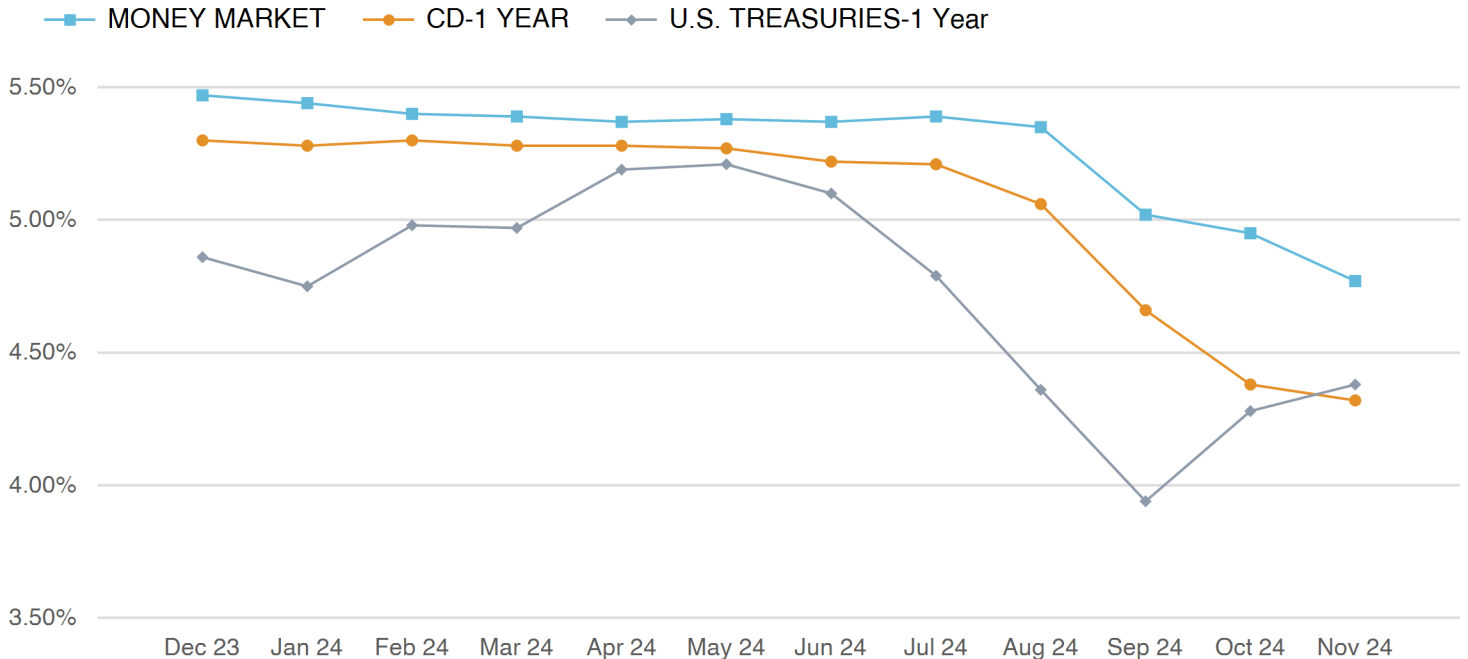


General Operating Fund	Capital Projects Fund	Debt Service Fund	Other Funds
Funds Available to Invest \$5,940,828	Funds Available to Invest \$359,625	Funds Available to Invest \$1,438,264	Funds Available to Invest N/A
Funds Invested \$5,752,269	Funds Invested \$359,451	Funds Invested \$1,438,264	Funds Invested N/A
Percent Invested 97%	Percent Invested 99%	Percent Invested 100%	Percent Invested N/A

Term	Money Market	Term	Certificate of Deposit	Term	U.S. Treasuries
On Demand	4.71%	180 Days	4.55%	180 Days	4.35%
		270 Days	4.44%	270 Days	4.35%
		1 Yr	4.31%	1 Yr	4.18%
		13 Mo	2.62%	13 Mo	N/A
		18 Mo	3.52%	18 Mo	4.18%
		2 Yr	2.31%	2 Yr	4.11%

*Rates are based on the most current quoted rates and are subject to change daily.

Investment Rates Over Time (By Month) | December 2023 - November 2024



Account Balance as of 12/17/2024

Harris County MUD No. 109 - Investment Detail



FUND: General Operating

Financial Institution (Acct Number)	Issue Date	Maturity Date	Interest Rate	Account Balance	Notes
Certificates of Deposit					
THIRD COAST BANK, SSB (XXXX1280)	03/26/2024	03/26/2025	5.50%	235,000.00	
VERITEX COMMUNITY BANK (XXXX5987)	09/25/2024	08/21/2025	5.01%	235,000.00	
Money Market Funds					
TEXAS CLASS (XXXX0001)	03/22/2017		4.80%	5,282,268.54	
Checking Account(s)					
CENTRAL BANK - CHECKING (XXXX1891)			0.00%	3,783.83	Checking Account
CENTRAL BANK - CHECKING (XXXX4632)			0.00%	184,775.61	Operator
Totals for General Operating Fund				\$5,940,827.98	

FUND: Capital Projects

Financial Institution (Acct Number)	Issue Date	Maturity Date	Interest Rate	Account Balance	Notes
Money Market Funds					
TEXAS CLASS (XXXX0002)	03/22/2017		4.80%	359,451.24	Series 2017
Checking Account(s)					
CENTRAL BANK - CHECKING (XXXX1875)			0.00%	174.15	Checking Account
Totals for Capital Projects Fund				\$359,625.39	

FUND: Debt Service

Financial Institution (Acct Number)	Issue Date	Maturity Date	Interest Rate	Account Balance	Notes
Certificates of Deposit					
CADENCE BANK - DEBT (XXXX4954)	08/27/2024	08/27/2025	5.25%	235,000.00	
THIRD COAST BANK-DEBT (XXXX3518)	08/27/2024	08/27/2025	5.25%	235,000.00	
Money Market Funds					
TEXAS CLASS (XXXX0003)	03/22/2017		4.80%	968,263.91	
Totals for Debt Service Fund				\$1,438,263.91	

Grand Total for Harris County MUD No. 109 :

\$7,738,717.28

Capital Projects Fund Breakdown

Harris County Municipal Utility District No. 109

As of 12/17/2024

Net Proceeds for All Bond Issues

Receipts

Bond Proceeds - Series 2017	\$12,100,000.00
Interest Earnings - Series 2017	285,952.24

Disbursements

Disbursements - Series 2017	(\$12,026,326.85)
-----------------------------	-------------------

Total Cash Balance	\$359,625.39
---------------------------	---------------------

Balances by Account

Central Bank - Checking	\$174.15
TX Class - Series 2017	359,451.24

Total Cash Balance	\$359,625.39
---------------------------	---------------------

Balances by Bond Series

Bond Proceeds - Series 2017	\$359,625.39
-----------------------------	--------------

Total Cash Balance	\$359,625.39
---------------------------	---------------------

Remaining Costs/Surplus By Bond Series

Remaining Costs - Series 2017	\$359,625.39
-------------------------------	--------------

Total Amount in Remaining Costs	\$359,625.39
--	---------------------

Total Remaining Costs/Surplus	\$359,625.39
--------------------------------------	---------------------

Cost Comparison - \$12,100,000 - Series 2017

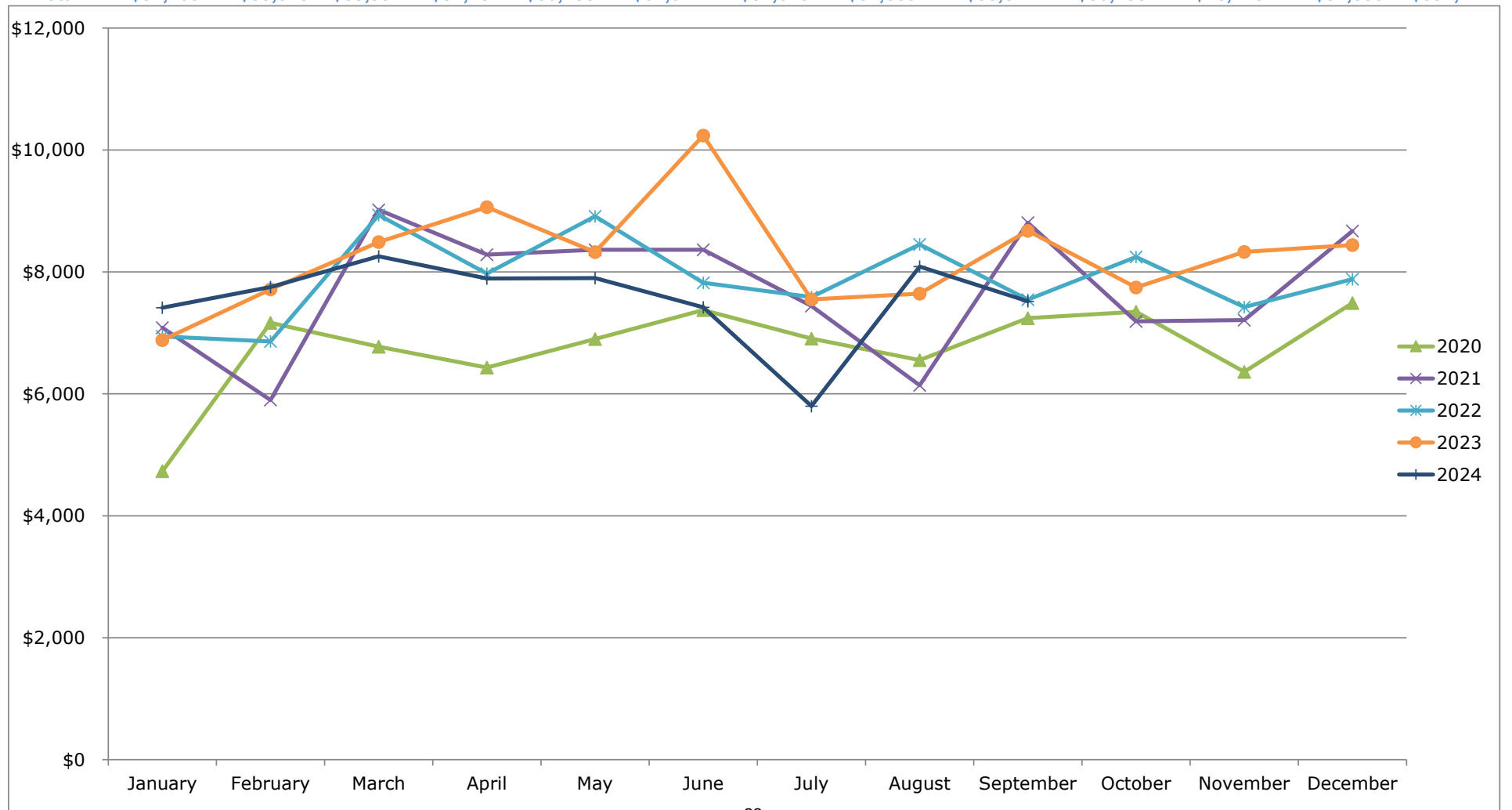
Harris County Municipal Utility District No. 109

	USE OF PROCEEDS	ACTUAL COSTS	REMAINING COSTS	VARIANCE (OVER)/UNDER
CONSTRUCTION COSTS				
Developer Items				
1. Rivergrove, Section 1 - Water, Wastewater & Drainage	\$191,360.00	\$191,359.51	\$0.00	\$0.49
2. Rivergrove, Section 2 - Water, Wastewater & Drainage	125,139.00	125,139.00	0.00	0.00
3. Rivergrove, Section 3 - Water, Wastewater & Drainage	353,345.00	353,344.99	0.00	0.01
4. Rivergrove, Section 4 - Water, Wastewater & Drainage	881,359.00	881,359.20	0.00	(0.20)
5. Rivergrove Drainage Swales	52,480.00	52,479.50	0.00	0.50
6. Rivergrove, Section 5 - Water, Wastewater & Drainage	668,281.00	603,157.27	0.00	65,123.73
7. Rivergrove, Section 6 - Water, Wastewater & Drainage	427,157.00	403,019.99	0.00	24,137.01
8. Rivergrove Clearing and Grubbing, Sections 1 & 2	33,135.00	33,135.00	0.00	0.00
9. Rivergrove Clearing and Grubbing, Section 3	15,524.00	15,524.00	0.00	0.00
10. Rivergrove Clearing and Grubbing, Section 4	20,155.00	20,154.50	0.00	0.50
11. Rivergrove Clearing and Interim Drainage, Sections 5-6	84,391.00	84,391.25	0.00	(0.25)
12. Kings Lake Estates Section 8 - Water, Wastewater & Drainage	1,851,399.00	1,851,398.80	0.00	0.20
13. Stormwater Pollution Prevention Plans	206,123.00	134,172.92	0.00	71,950.08
14. Geotechnical Reports and Materials Testing	124,233.00	80,105.42	0.00	44,127.58
15. Contingency	109,543.00	58,257.52	0.00	51,285.48
16. Engineering Fees	706,603.00	706,603.00	0.00	0.00
17. Rivergrove Due Diligence	34,023.00	34,023.41	0.00	(0.41)
Subtotal Developer Items	\$5,884,250.00	\$5,627,625.28	\$0.00	\$256,624.72
District Items				
1. Kings Lake Estates Lift Station No. 2 Improvements	\$371,240.00	\$362,689.62	\$0.00	\$8,550.38
2. Kings Lake Estates Lift Station No. 3	460,869.00	417,828.05	0.00	43,040.95
3. Water Plant No. 1 Elevated Storage Tank Recoating	500,000.00	500,000.00	0.00	0.00
4. Water Plant No. 2 Elevated Storage Tank Recoating	500,000.00	500,000.00	0.00	0.00
5. Water Plant No. 2 Buildout	1,600,000.00	1,600,000.00	0.00	0.00
6. Contingencies (10% of Items 1, 3-5)	297,124.00	297,124.00	0.00	0.00
7. Engineering (20.89% of Items 1-2)	173,812.00	160,240.92	0.00	13,571.08
8. Engineering (15% of Items 3-5)	390,000.00	390,000.00	0.00	0.00
Subtotal District Items	\$4,293,045.00	\$4,227,882.59	\$0.00	\$65,162.41
TOTAL CONSTRUCTION COSTS	\$10,177,295.00	\$9,855,507.87	\$0.00	\$321,787.13
NON-CONSTRUCTION COSTS				
A. Legal Fees	\$231,000.00	\$231,000.00	\$0.00	\$0.00
B. Fiscal Agent Fees	242,000.00	242,000.00	0.00	0.00
C. Interest				
1. Capitalized Interest (1 year @ 4.50%)	396,191.00	396,191.41	0.00	(0.41)
2. Developer Interest	383,273.00	383,272.81	0.00	0.19
D. Bond Discount (3.00%)	262,563.00	262,563.40	0.00	(0.40)
E. Bond Issuance Expenses	28,854.00	28,854.00	0.00	0.00
F. Attorney General Fee	9,500.00	9,500.00	0.00	0.00
G. TCEQ Bond Issuance Fee	30,250.00	30,250.00	0.00	0.00
H. Bond Application Report Cost	45,000.00	45,000.00	0.00	(0.00)
I. Rivergrove Studies	45,328.00	45,328.00	0.00	0.00
J. Contingency	248,746.00	496,859.36	0.00	(248,113.36)
Proposed Water Well No. 1 Rehab	0.00	0.00	359,625.39	(359,625.39)
TOTAL NON-CONSTRUCTION COSTS	\$1,922,705.00	\$2,170,818.98	\$359,625.39	(\$607,739.37)
TOTAL BOND ISSUE REQUIREMENT	\$12,100,000.00	\$12,026,326.85	\$359,625.39	(\$285,952.24)
			Interest Earned	\$285,952.24
			Total Surplus & Interest	\$0.00
			Total Remaining Funds	\$359,625.39

Sales Tax Revenue History

Harris County MUD No. 109

Year	January	February	March	April	May	June	July	August	September	October	November	December	Total
2020	\$4,731	\$7,165	\$6,772	\$6,430	\$6,900	\$7,374	\$6,906	\$6,552	\$7,243	\$7,347	\$6,362	\$7,490	\$81,272
2021	\$7,086	\$5,898	\$9,019	\$8,285	\$8,362	\$8,363	\$7,440	\$6,140	\$8,807	\$7,190	\$7,212	\$8,672	\$92,475
2022	\$6,943	\$6,859	\$8,934	\$7,973	\$8,913	\$7,820	\$7,589	\$8,453	\$7,546	\$8,244	\$7,422	\$7,881	\$94,577
2023	\$6,881	\$7,714	\$8,490	\$9,062	\$8,327	\$10,238	\$7,551	\$7,643	\$8,675	\$7,743	\$8,328	\$8,440	\$99,092
2024	\$7,414	\$7,751	\$8,256	\$7,894	\$7,900	\$7,421	\$5,800	\$8,088	\$7,519				
Total	\$51,209	\$53,315	\$63,994	\$54,252	\$60,485	\$62,014	\$52,510	\$54,659	\$58,641	\$50,235	\$46,125	\$52,830	\$592,227



Harris County MUD No. 109 - GOF
Annexations
All Transactions

<u>Date</u>	<u>Num</u>	<u>Name</u>	<u>Memo</u>	<u>Debit</u>	<u>Credit</u>	<u>Balance</u>
12608 · Woodland Hills Annexation						
07/20/2023	Deposit		Woodland Hills Tract		5,000.00	5,000.00
08/31/2023	8-231023	BGE, Inc.	Woodland Hills Multi-Family Feas...	1,185.17		3,814.83
09/28/2023	Rcpts		Woodlands Hills Annexation Dep...		5,000.00	8,814.83
09/30/2023	9-230188	BGE, Inc.	Woodland Hills Multi-Family Feas...	1,146.88		7,667.95
10/31/2023	10-230410	BGE, Inc.	Woodland Hills Multi-Family Feas...	432.82		7,235.13
11/30/2023	11-230332	BGE, Inc.	Woodland Hills Multi-Family Feas...	865.63		6,369.50
01/31/2024	1-240378	BGE, Inc.	Woodland Hills Multi-Family Feas...	35.55		6,333.95
04/30/2024	4-240226	BGE, Inc.	Woodland Hills Multi-Family Feas...	1,333.95		5,000.00
05/31/2024	5-241068	BGE, Inc.	Woodland Hills Multi-Family Feas...	779.68		4,220.32
06/30/2024	2071	BGE, Inc.	Woodland Hills Multi-Family Feas...	375.00		3,845.32
07/31/2024	3816	BGE, Inc.	Woodland Hills Multi-Family Feas...	187.50		3,657.82
08/31/2024	5510	BGE, Inc.	Woodland Hills Multi-Family Feas...	37.50		3,620.32
09/30/2024	7439	BGE, Inc.	Woodland Hills Multi-Family Feas...	750.00		2,870.32
Total 12608 · Woodland Hills Annexation				7,129.68	10,000.00	2,870.32
TOTAL				7,129.68	10,000.00	2,870.32

Cash Flow Forecast

Harris County MUD 109

	5/25	5/26	5/27	5/28	5/29
Assessed Value	\$890,078,909	\$890,078,909	\$890,078,909	\$890,078,909	\$890,078,909
Maintenance Tax Rate	\$0.230	\$0.230	\$0.230	\$0.230	\$0.230
Maintenance Tax	\$2,006,238	\$2,006,238	\$2,006,238	\$2,006,238	\$2,006,238
% Change in Water Rate		1.00%	1.00%	1.00%	1.00%
% Change in Wastewater Rate		3.00%	3.00%	3.00%	3.00%
% Change in NHCRWA		10.00%	10.00%	10.00%	10.00%
% Change in Expenses		5.00%	5.00%	5.00%	5.00%
Beginning Cash Balance 5-31-2024	\$6,709,815	\$5,661,432	\$6,325,441	\$7,088,094	\$7,077,773
Revenues					
Maintenance Tax	\$1,831,782	\$2,006,238	\$2,006,238	\$2,006,238	\$2,006,238
Water Revenue	591,000	596,910	602,879	608,908	614,997
Wastewater Revenue	666,300	686,289	706,878	728,084	749,927
NHCRWA Revenue	1,191,000	1,310,100	1,441,110	1,585,221	1,743,743
Other	734,816	771,557	810,135	850,641	893,173
Total Revenues	\$5,014,898	\$5,371,094	\$5,567,239	\$5,779,092	\$6,008,078
Expenses					
NHCRWA	\$1,345,400	\$1,479,940	\$1,627,934	\$1,790,727	\$1,969,800
Other Expenses	2,104,900	2,210,145	2,320,652	2,436,685	2,558,519
Total Expenses	\$3,450,300	\$3,690,085	\$3,948,586	\$4,227,412	\$4,528,319
Net Surplus	\$1,564,598	\$1,681,009	\$1,618,653	\$1,551,680	\$1,479,759
Capital Outlay					
Capital Outlay	\$50,000	\$50,000	\$50,000	\$50,000	\$50,000
Capital Outlay - AJOB	250,000	250,000	250,000	250,000	250,000
WP 1 Electrical Improvements	250,000	0	0	0	0
WP 1 Booster Pump Replacement	0	0	136,000	136,000	0
WP 1 GST 1 Replacement	1,310,500	0	0	0	0
WP 1 Chloramine Conversion	0	0	0	299,000	0
WP 2 Well Rehab & Motor Replacement	0	327,000	0	0	0
WP 2 Chloramine Conversion	0	0	0	299,000	0
L/S Wet Well and Piping Rehabilitation	115,000	275,000	246,000	0	0
L/S Submersive Pump Replacement	0	115,000	49,000	49,000	0
Wastewater Collection System	0	0	0	236,000	0
Manhole Valve Rehab	250,000	0	0	0	0
HC46 Water Interconnect	50,000	0	0	0	0
Sewer System Cleaning and Televisin	0	0	0	118,000	0
Barents Dr. Lift Station	337,481	0	0	0	0
Developer Reimbursement	0	0	125,000	125,000	125,000
Total Capital Outlay	\$2,612,981	\$1,017,000	\$856,000	\$1,562,000	\$425,000
Construction Surplus	\$0	\$0	\$0	\$0	\$0
Ending Cash Balance	\$5,661,432	\$6,325,441	\$7,088,094	\$7,077,773	\$8,132,532
Operating Reserve % of Exp					
Percentage	164%	171%	180%	167%	180%
Number of Months	20	21	22	20	22
Bond Authority					
Remaining Bonding Capacity - \$12,950,000					
Maintenance Tax Rate Cap - \$1.00					

2025 AWBD Midwinter Conference

Harris County Municipal Utility District No. 109

Friday, January 24 - Saturday, January 25, 2025

JW Marriott, Austin, TX

Director	Registration			Prior Conference Expenses
Name	Attending	Online	Paid	Paid
Cheryl Moore				N/A
Chris Green				N/A
Nancy Frank				N/A
Owen Parker				N/A
Robin Sulpizio				N/A

Note

Register on-line www.awbd-tx.org (For log in assistance, contact Taylor Cavnar: tcavnar@awbd-tx.org)

This page only confirms registration for the conference, not hotel registrations.

All hotel reservations are the sole responsibility of each attendee.

Your conference registration confirmation will contain a housing reservation request web link.

The link will require the registration number from your conference registration before you can reserve a room.

All requests for an advance of funds must be sent via email to the bookkeeper within 30 days of conference.

Registration Dates

Early Registration:	Begins	7/3/2024	\$390
Regular Registration:	Begins	7/25/2024	\$440
Late Registration	Begins	12/12/2024	\$540

Cancellation Policy

All cancellations must be made in writing.

A \$50.00 administrative fee is assessed for each conference registration cancelled on or before 12/11/24.

There will be no refunds after 12/11/24.

Housing Information

Hotel reservations are only available to attendees who are registered with AWBD-TX for the Conference.

If you have questions, please call Taylor Cavnar at (281) 350-7090.



ENGINEERING REPORT

December 17, 2024

To: Harris County MUD No. 109 Board of Directors

From: Bill Kotlan, P.E., Christopher A. Meinhardt, P.E.
District Engineer

Review Engineer's Report, including approval of pay estimates, authorization of change orders to pending construction contracts, and authorization of capacity commitments:

a. Barents Drive Lift Station

Coordination with CenterPoint to bring power to site is ongoing.

Materials for trunkline tie-in to be delivered this week.

Action Item: Pay Estimate No. 7 is recommended in the amount of \$31,410.00

b. Wastewater Treatment Plant

Structural team continues with structural analysis of the belt press building.
Construction Plans Approximately 30% complete.

c. Capital Improvement Plan:

We are currently working on 2025 adopted budget CIP projects.

d. Lift Station No. 3 Rehabilitation/Fence Replacement (2025 CIP Project)

Construction plans are approximately 55% complete.

e. Interconnect With HCMUD 46 (2025 CIP Project)

No Update this month.

Exhibit G

Serving. Leading. Solving.™

BGE, Inc. • 1450 Lake Robbins Drive, Suite 310 • The Woodlands, Texas 77380 • 281-210-5570 • www.bgeinc.com

f. Water Plant No. 1 Ground Storage Tank Replacement

Construction plans approximately 100% complete. Project advertising December 13, 2024. Anticipated bid opening, January 15, 2025.

g. Water Plant No. 1 Water Well Rehabilitation:

Anticipate Pump bowl assembly delivery at the end of January 2025.

h. Woodland Hills Tract:

No Update this month.

i. Storm Water Quality Feature in Kings Lake Estates:

Met with Contractor and Operator on site on December 3, 2024, to assess SWQ feature. Contractor to submit a cost to replace SWQ feature innards.



December 2, 2024

Harris County MUD No. 109
C/o Municipal Accounts & Consulting, LP
1281 Brittmoore Rd.
Houston, Texas 77043

Attention: Fandi Tjhiu

Re: **Pay Estimate No. 7**
Harris County MUD 109
Barents Drive Lift Station
BGE Job No. 7528-10

Dear Mr. Burton:

Enclosed herewith is **Pay Estimate No. 7** from Peltier Brothers Construction, LLC for work performed on the referenced project for the period indicated. I have reviewed the quantities completed and submitted for payment, and recommend that this estimate be processed for payment. The enclosed estimate is for your further handling and processing.

Should you have any questions regarding this pay estimate, please contact me at 281-558-8700.

Sincerely,

A handwritten signature in blue ink, appearing to read 'Gary L. Goessler'.

Gary L. Goessler, PE
Project Manager, Construction Management

TBPE Registration No. F-1046

cc: Kyle Hope – Peltier Brothers Construction, LLC
Will Peltier – Peltier Brothers Construction, LLC
Dimitri Millas – Norton Rose Fulbright US LLP
Brenda Presser – Norton Rose Fulbright US LLP
Bill Kotlan, PE – BGE
Chris Meinhardt, PE – BGE
Lizanne Douglas, PE – BGE
Aaron Orozco, PE – BGE

\\bgeinc\data\TXH\Projects\Districts\HCMUD109\7528-10-Barents_Dr_LS\PW\03_Constr\07_Pay_Est\PE7.docx

Serving. Leading. Solving.™

BGE, Inc. • 10777 Westheimer Road, Suite 400 • Houston, Texas 77042 • 281-558-8700 • www.bgeinc.com

Barents Drive Lift Station

Owner: Harris County MUD No. 109
C/o Municipal Accounts & Consulting, LP
1281 Brittmoore Rd.
Houston, Texas 77043

Attention: Fandi Tjhiu

Contractor: Peltier Brothers Construction, LLC
10727 Peltier Lane
Houston, Texas 77064

Attention: Kyle Hope

Pay Estimate No. 7
Original Contract Amount: \$ 701,970.00
Change Orders: \$ -
Current Contract Amount: \$ 701,970.00
Completed to Date: \$ 565,320.00
Retainage 10% \$ 56,532.00
Balance: \$ 508,788.00
Less Previous Payments: \$ 477,378.00
Current Payment Due: \$ 31,410.00

BGE Job No. 7528-10
Estimate Period: 08/26/24 - 11/25/24
Contract Date: December 18, 2023
Notice to Proceed: February 12, 2024
Contract Time: 300 Calendar Days
Time Charged: 287 Calendar Days
Requested Time Extensions: 2 Calendar Days
Approved Extensions: 0 Calendar Days
Time Remaining: 13 Calendar Days

Recommended for Approval:



12/02/2024

Gary L. Goessler, PE
Project Manager, Construction Management
BGE
TBPE Registration No. F-1046

Harris County MUD No. 109
 Barents Drive Lift Station
 BGE Job No. 7528-10
 Pay Estimate No. 7

Item	Description	Contract Quantity	Unit	Unit Price	Amount	Completed This Period	Amount This Period	Previous Period	Previous Amount	Total Completed	Total
<u>UNIT A: BASE BID ITEMS</u>											
1.	Mobilization; Demobilization; and Insurance	1.00	LS	\$ 25,000.00	\$ 25,000.00	0.00	\$ -	0.75	\$ 18,750.00	0.75	\$ 18,750.00
2.	Construction of Lift Station, required in the drawings and specifications including but not limited to construction of reinforced concrete wet well, wet well lining coating, dewatering and ground water control, reinforced concrete valve slab, excavation and disposal of soil, hatches, E/One Grinder Pumps, piping, fittings, valves, thrust blocks, pipe supports and all appurtenances; in accordance with the plans and specifications. Complete in Place.										
	Receive Forms	1.00	LS	\$ 7,500.00	\$ 7,500.00	0.00	\$ -	1.00	\$ 7,500.00	1.00	\$ 7,500.00
	Purchase and Receive Rebar	1.00	LS	\$ 8,500.00	\$ 8,500.00	0.00	\$ -	1.00	\$ 8,500.00	1.00	\$ 8,500.00
	Set Inside Forms Lift #1	1.00	LS	\$ 18,500.00	\$ 18,500.00	0.00	\$ -	1.00	\$ 18,500.00	1.00	\$ 18,500.00
	Form Cutting Edge	1.00	LS	\$ 7,000.00	\$ 7,000.00	0.00	\$ -	1.00	\$ 7,000.00	1.00	\$ 7,000.00
	Reinforce Lift #1	1.00	LS	\$ 16,000.00	\$ 16,000.00	0.00	\$ -	1.00	\$ 16,000.00	1.00	\$ 16,000.00
	Install Influent Blockout	1.00	LS	\$ 6,500.00	\$ 6,500.00	0.00	\$ -	1.00	\$ 6,500.00	1.00	\$ 6,500.00
	Install Wall Ties Lift #1	1.00	LS	\$ 10,200.00	\$ 10,200.00	0.00	\$ -	1.00	\$ 10,200.00	1.00	\$ 10,200.00
	Set Outside Forms Lift #1	1.00	LS	\$ 18,500.00	\$ 18,500.00	0.00	\$ -	1.00	\$ 18,500.00	1.00	\$ 18,500.00
	Pour Lift #1	1.00	LS	\$ 36,200.00	\$ 36,200.00	0.00	\$ -	1.00	\$ 36,200.00	1.00	\$ 36,200.00
	Wreck Forms Lift #1	1.00	LS	\$ 13,000.00	\$ 13,000.00	0.00	\$ -	1.00	\$ 13,000.00	1.00	\$ 13,000.00
	Excavate Lift #1	1.00	LS	\$ 37,000.00	\$ 37,000.00	0.00	\$ -	1.00	\$ 37,000.00	1.00	\$ 37,000.00
	Set Inside Forms Lift #2	1.00	LS	\$ 18,500.00	\$ 18,500.00	0.00	\$ -	1.00	\$ 18,500.00	1.00	\$ 18,500.00
	Reinforce Lift #2	1.00	LS	\$ 16,000.00	\$ 16,000.00	0.00	\$ -	1.00	\$ 16,000.00	1.00	\$ 16,000.00

Harris County MUD No. 109
 Barents Drive Lift Station
 BGE Job No. 7528-10
 Pay Estimate No. 7

Item	Description	Contract Quantity	Unit	Unit Price	Amount	Completed This Period	Amount This Period	Previous Period	Previous Amount	Total Completed	Total
	Install Wall Ties Lift #2	1.00	LS	\$ 10,200.00	\$ 10,200.00	0.00	\$ -	1.00	\$ 10,200.00	1.00	\$ 10,200.00
	Set Outside Forms Lift #2	1.00	LS	\$ 18,500.00	\$ 18,500.00	0.00	\$ -	1.00	\$ 18,500.00	1.00	\$ 18,500.00
	Pour Lift #2	1.00	LS	\$ 37,100.00	\$ 37,100.00	0.00	\$ -	1.00	\$ 37,100.00	1.00	\$ 37,100.00
	Wreck Forms Lift #2	1.00	LS	\$ 13,000.00	\$ 13,000.00	0.00	\$ -	1.00	\$ 13,000.00	1.00	\$ 13,000.00
	Excavate Lift #2	1.00	LS	\$ 37,000.00	\$ 37,000.00	0.00	\$ -	1.00	\$ 37,000.00	1.00	\$ 37,000.00
	Pour Seal Slab	1.00	LS	\$ 4,000.00	\$ 4,000.00	0.00	\$ -	1.00	\$ 4,000.00	1.00	\$ 4,000.00
	Reinforce and Pour Structural Bottom Slab	1.00	LS	\$ 19,000.00	\$ 19,000.00	0.00	\$ -	1.00	\$ 19,000.00	1.00	\$ 19,000.00
	Set Base Elbows	1.00	LS	\$ 4,500.00	\$ 4,500.00	0.00	\$ -	1.00	\$ 4,500.00	1.00	\$ 4,500.00
	Install Riser Pipes Inside of Wet Well	1.00	LS	\$ 17,000.00	\$ 17,000.00	0.00	\$ -	1.00	\$ 17,000.00	1.00	\$ 17,000.00
	Form, Reinforce, Pour Valve Pad	1.00	LS	\$ 12,500.00	\$ 12,500.00	0.00	\$ -	1.00	\$ 12,500.00	1.00	\$ 12,500.00
	Install PVF on Valve Pad	1.00	LS	\$ 15,000.00	\$ 15,000.00	0.00	\$ -	1.00	\$ 15,000.00	1.00	\$ 15,000.00
	Form and Reinforce Top Slab	1.00	LS	\$ 28,000.00	\$ 28,000.00	0.00	\$ -	1.00	\$ 28,000.00	1.00	\$ 28,000.00
	Set Hatch in Top Slab	1.00	LS	\$ 5,000.00	\$ 5,000.00	0.00	\$ -	1.00	\$ 5,000.00	1.00	\$ 5,000.00
	Pour Top Slab	1.00	LS	\$ 20,000.00	\$ 20,000.00	0.00	\$ -	1.00	\$ 20,000.00	1.00	\$ 20,000.00
	Concrete Coatings Inside of Wet Well	1.00	LS	\$ 5,400.00	\$ 5,400.00	1.00	\$ 5,400.00	0.00	\$ -	1.00	\$ 5,400.00
	Pipe, Valves and Fittings Coatings	1.00	LS	\$ 4,800.00	\$ 4,800.00	1.00	\$ 4,800.00	0.00	\$ -	1.00	\$ 4,800.00
	Purchase and Install Pumps	1.00	LS	\$ 55,000.00	\$ 55,000.00	0.00	\$ -	0.00	\$ -	0.00	\$ -
	Influent Tie in to Wet Well	1.00	LS	\$ 1,700.00	\$ 1,700.00	0.00	\$ -	1.00	\$ 1,700.00	1.00	\$ 1,700.00
	Startup	1.00	LS	\$ 1,000.00	\$ 1,000.00	0.00	\$ -	0.00	\$ -	0.00	\$ -
	Pump O&M	1.00	LS	\$ 2,600.00	\$ 2,600.00	0.00	\$ -	0.00	\$ -	0.00	\$ -

Harris County MUD No. 109
 Barents Drive Lift Station
 BGE Job No. 7528-10
 Pay Estimate No. 7

Item	Description	Contract Quantity	Unit	Unit Price	Amount	Completed This Period	Amount This Period	Previous Period	Previous Amount	Total Completed	Total
3.	Site work including but not limited to reinforced concrete paving, cement stabilized sand subgrade, sanitary sewer, manholes, force main, fence with gate, bollards, site grading and drainage, stormwater pollution control, dewatering and ground water control; all depths; in accordance with the plans and specifications. Complete in Place.										
	4' Diameter Manholes installation	1.00	LS	\$ 4,000.00	\$ 4,000.00	0.00	\$ -	1.00	\$ 4,000.00	1.00	\$ 4,000.00
	8" Gravity Sewer Installation	1.00	LS	\$ 3,000.00	\$ 3,000.00	0.00	\$ -	1.00	\$ 3,000.00	1.00	\$ 3,000.00
	Excavate for Driveway	1.00	LS	\$ 1,500.00	\$ 1,500.00	0.00	\$ -	1.00	\$ 1,500.00	1.00	\$ 1,500.00
	Stabilize Driveway	1.00	LS	\$ 2,500.00	\$ 2,500.00	0.00	\$ -	1.00	\$ 2,500.00	1.00	\$ 2,500.00
	Reinforce Driveway	1.00	LS	\$ 2,500.00	\$ 2,500.00	0.00	\$ -	1.00	\$ 2,500.00	1.00	\$ 2,500.00
	Pour Driveway	1.00	LS	\$ 3,000.00	\$ 3,000.00	0.00	\$ -	1.00	\$ 3,000.00	1.00	\$ 3,000.00
	Install Fence and Gates	1.00	LS	\$ 3,000.00	\$ 3,000.00	1.00	\$ 3,000.00	0.00	\$ -	1.00	\$ 3,000.00
	Install Bollards	1.00	LS	\$ 500.00	\$ 500.00	0.00	\$ -	1.00	\$ 500.00	1.00	\$ 500.00
4.	4" Buried Force Main within easement, including bends, fittings, dewatering and ground water control, and connection to Existing Stub-Out; all depths; in accordance with the plans and specifications. Complete in Place.										
	4" Force Main Installation w/in Easement	1.00	LS	\$ 15,170.00	\$ 15,170.00	0.00	\$ -	1.00	\$ 15,170.00	1.00	\$ 15,170.00
	Force Main Tie-in	1.00	LS	\$ 1,000.00	\$ 1,000.00	0.00	\$ -	1.00	\$ 1,000.00	1.00	\$ 1,000.00

Harris County MUD No. 109
 Barents Drive Lift Station
 BGE Job No. 7528-10
 Pay Estimate No. 7

Item	Description	Contract Quantity	Unit	Unit Price	Amount	Completed This Period	Amount This Period	Previous Period	Previous Amount	Total Completed	Total
5.	Electrical System, including but not limited to installation of all electrical equipment associated with proposed lift station including controls, control panel w/ pad, yard light, transducer, conduits, ground well, duct banks, junction boxes, service pole, drop w/ meter disconnect, service disconnect, surge protector, manual transfer switch, and all appurtenances; in accordance with the plans and specifications. Complete in Place.										
	Electrical Rough In Top Slab	1.00	LS	\$ 4,500.00	\$ 4,500.00	0.00	\$ -	1.00	\$ 4,500.00	1.00	\$ 4,500.00
	Electrical Rough In Control Panel Pad	1.00	LS	\$ 4,500.00	\$ 4,500.00	0.00	\$ -	1.00	\$ 4,500.00	1.00	\$ 4,500.00
	Electrical Underground Duct Banks	1.00	LS	\$ 6,000.00	\$ 6,000.00	0.00	\$ -	1.00	\$ 6,000.00	1.00	\$ 6,000.00
	Install Electrical Service Rack	1.00	LS	\$ 15,000.00	\$ 15,000.00	0.00	\$ -	0.00	\$ -	0.00	\$ -
	Control Panel Pad Form, Reinforce, Pour	1.00	LS	\$ 7,500.00	\$ 7,500.00	0.00	\$ -	1.00	\$ 7,500.00	1.00	\$ 7,500.00
	Install Yard Light Foundation	1.00	LS	\$ 1,500.00	\$ 1,500.00	1.00	\$ 1,500.00	0.00	\$ -	1.00	\$ 1,500.00
	Install Yard Light	1.00	LS	\$ 1,500.00	\$ 1,500.00	0.00	\$ -	0.00	\$ -	0.00	\$ -
	Install Ground Wells and Grounding	1.00	LS	\$ 1,500.00	\$ 1,500.00	0.00	\$ -	0.00	\$ -	0.00	\$ -
	Install Junction Boxes	1.00	LS	\$ 3,000.00	\$ 3,000.00	1.00	\$ 3,000.00	0.00	\$ -	1.00	\$ 3,000.00
	Install Manual Transfer Switch	1.00	LS	\$ 6,800.00	\$ 6,800.00	0.00	\$ -	0.00	\$ -	0.00	\$ -
	Purchase and Install Control Panel	1.00	LS	\$ 17,200.00	\$ 17,200.00	1.00	\$ 17,200.00	0.00	\$ -	1.00	\$ 17,200.00
	Install and Terminate Wiring	1.00	LS	\$ 10,000.00	\$ 10,000.00	0.00	\$ -	0.00	\$ -	0.00	\$ -
	Control Panel O&M	1.00	LS	\$ 1,000.00	\$ 1,000.00	0.00	\$ -	0.00	\$ -	0.00	\$ -
6.	Trench Safety System; in accordance with the plans and specifications. Complete in Place.	1.00	LS	\$ 100.00	\$ 100.00	0.00	\$ -	1.00	\$ 100.00	1.00	\$ 100.00
UNIT A: BASE BID ITEMS - SUBTOTAL					\$ 665,970.00		\$ 34,900.00		\$ 530,420.00		\$ 565,320.00

Harris County MUD No. 109
 Barents Drive Lift Station
 BGE Job No. 7528-10
 Pay Estimate No. 7

Item	Description	Contract Quantity	Unit	Unit Price	Amount	Completed This Period	Amount This Period	Previous Period	Previous Amount	Total Completed	Total
UNIT B: SUPPLEMENTAL BID ITEMS											
1.	"Extra" as directed, Excavation and Backfill for Structures, Complete In Place (\$15.00 per CY minimum).	50.00	CY	\$ 15.00	\$ 750.00	0.00	\$ -	0.00	\$ -	0.00	\$ -
2.	"Extra" as directed, Excavation, Trenching, and Backfill for Utilities, Complete In Place (\$15.00 per CY minimum).	50.00	CY	\$ 15.00	\$ 750.00	0.00	\$ -	0.00	\$ -	0.00	\$ -
3.	"Extra" as directed, Reinforcing Steel, Complete in Place. (\$1,500 per TON	1.00	TON	\$ 1,500.00	\$ 1,500.00	0.00	\$ -	0.00	\$ -	0.00	\$ -
4.	"Extra" as directed, Cast In Place Concrete, Complete in Place (\$500 per CY minimum).	10.00	CY	\$ 500.00	\$ 5,000.00	0.00	\$ -	0.00	\$ -	0.00	\$ -
5.	"Extra" as directed, Ductile Iron Fittings, Complete In Place (\$2,000 per TON minimum).	2.00	TON	\$ 2,000.00	\$ 4,000.00	0.00	\$ -	0.00	\$ -	0.00	\$ -
6.	"Extra" as directed, 4-Inch C900-DR18 PVC Pipe (all depths), Complete In Place. (\$70.00 per LF minimum).	50.00	LF	\$ 70.00	\$ 3,500.00	0.00	\$ -	0.00	\$ -	0.00	\$ -
7.	"Extra" as directed, Site Improvements, Complete In Place (\$8,000.00 minimum).	1.00	LS	\$ 8,000.00	\$ 8,000.00	0.00	\$ -	0.00	\$ -	0.00	\$ -
8.	"Extra" as directed, Electrical Improvements, Complete In Place (\$5,000.00 minimum).	1.00	LS	\$ 5,000.00	\$ 5,000.00	0.00	\$ -	0.00	\$ -	0.00	\$ -
9.	"Extra" as directed, Sanitary Improvements, Complete In Place (\$5,000.00 minimum).	1.00	LS	\$ 5,000.00	\$ 5,000.00	0.00	\$ -	0.00	\$ -	0.00	\$ -
UNIT B: SUPPLEMENTAL BID ITEMS - SUBTOTAL					\$ 33,500.00		\$ -		\$ -	\$ -	\$ -

Harris County MUD No. 109
 Barents Drive Lift Station
 BGE Job No. 7528-10
 Pay Estimate No. 7

Item	Description	Contract Quantity	Unit	Unit Price	Amount	Completed This Period	Amount This Period	Previous Period	Previous Amount	Total Completed	Total
<u>UNIT C: ALLOWANCES</u>											
1.	Arc Flash and Power Coordination Study	1.00	LS	\$ 2,500.00	\$ 2,500.00	0.00	\$ -	0.00	\$ -	0.00	\$ -
UNIT C: ALLOWANCES - SUBTOTAL					\$ 2,500.00		\$ -		\$ -	\$ -	\$ -
Total Contract Amount:					\$ 701,970.00						
<hr/>											
Change Order No. 1					\$ -	0.00	\$ -	0.00	\$ -	0.00	\$ -
<hr/>											
Change Order No. 2					\$ -	0.00	\$ -	0.00	\$ -	0.00	\$ -
<hr/>											
Change Order No. 3					\$ -	0.00	\$ -	0.00	\$ -	0.00	\$ -
<hr/>											
Totals:					\$ 701,970.00		\$ 34,900.00		\$ 530,420.00		\$ 565,320.00

CONTRACTOR AFFIDAVIT FOR PARTIAL PAYMENT

STATE OF TEXAS §

COUNTY OF HARRIS §

BEFORE ME, the undersigned authority, on this day personally appeared _____
Kyle P. Hope _____ the _____ Project Manager
of **Peltier Brothers Construction, LLC** ("CONTRACTOR"). CONTRACTOR has performed labor
and furnished materials pursuant to that certain Contract entered into on the 18th day of
December, 20 23 by and between CONTRACTOR and **Harris
County Municipal Utility District No. 109**, for the erection, construction, and completion of
certain improvements and/or additions upon the following described premises, to wit:

**"Construction of Barents Drive Lift Station for Harris County MUD No. 109, Harris County,
Texas."**

The undersigned, being by me duly sworn, states upon oath that the materials supplied in
connection with CONTRACTOR's Application for Partial Payment No. 7, dated
11/26/2024 (the "Application Date"), represents the actual cost of sound materials that have
been or will be fabricated into the Work in compliance with the agreed to plans and specifications
(and all authorized changes thereto).

The undersigned further states that as of the Application Date, CONTRACTOR has paid all bills
and claims for materials supplied in connection with the aforesaid Partial Payment, and that there
are no outstanding unpaid bills or claims for labor performed or materials furnished.

CONTRACTOR acknowledges complete satisfaction of, and forever waives and releases, all
claims of every kind against OWNER or the property where the labor and/or materials were
installed, including, without limitation, any liens or potential liens, which CONTRACTOR may have
as a result of, or in connection with, the labor and/or materials supplied in connection with the
aforesaid Partial payment.

CONTRACTOR represents that the person executing this affidavit on behalf of CONTRACTOR
is duly authorized to sign this affidavit and to legally bind CONTRACTOR hereto. All of the
provisions of this affidavit shall bind CONTRACTOR, its heirs, representatives, successors and
assigns and shall inure to the benefit of OWNER, and its legal representatives, successors,
assigns.

This affidavit is being made by the undersigned realizing that it is in reliance upon the truthfulness
of the statements contained herein that a partial payment under said Contract is being made, and
in consideration of the disbursement of said partial payment by OWNER.

CONTRACTOR HEREBY AGREES TO DEFEND, PROTECT, INDEMNIFY AND HOLD OWNER SAFE AND HARMLESS FROM AND AGAINST ALL LOSSES, DAMAGES, COSTS, AND EXPENSES OF ANY CHARACTER WHATSOEVER SPECIFICALLY INCLUDING COURT COSTS, BONDING FEES, AND ATTORNEY FEES ARISING OUT OF OR IN ANY WAY RELATING TO CLAIMS FOR UNPAID LABOR OR MATERIALS FURNISHED AS OF THE APPLICATION DATE.

Executed this 27th day of November, 2024.

PELTIER BROTHERS CONSTRUCTION, LLC

By: 

Name Kyle P. Hope

Printed: Project Manager


Title:

STATE OF TEXAS §

COUNTY OF HARRIS §

Subscribed and sworn to before me, the undersigned authority, on this the 27th day of November, 2024, to certify which, witness my hand and seal of office.




Notary Public, State of Texas

Notary's Name Printed:

Jeannie A. Hoang

My commission expires: June 24, 2026